

North Carolina Health Care Provider Placement Services

2021 Profile (Data from State Fiscal Year 2021 and current as of 6/30/2021)

Grant Facts

\$4M

Secured state and federal loan repayments for providers

\$1.5M

Grant funding appropriated from General Assembly

93

Placements have been made each year over the last 5 years on average

124

Health care professionals supported through Loan Repayment Incentives administered by the state

25

Health care professionals placed in a rural county

99%

Of placements were in either a geographic, population, or facility Health Professional Shortage Area (HPSA)

7.4

Average number of years providers placed in rural or underserved areas anticipate staying at their current practice site (based on 'Practice Sights' End of Year and End of Contract questionnaire data reporting period 1/1/2010 to 6/30/2021)

Overview:

The Office of Rural Health (ORH) recruits primary care physicians, nurse practitioners, physician assistants, dentists, dental hygienists, psychiatrists, and other behavioral health providers to practices that serve rural and underserved populations across the state. ORH seeks to make compatible matches based on the needs of the community as well as the provider. ORH works with state and federal governments, as well as local communities, to identify shortage areas of primary medical care, dental, or behavioral health providers. These areas are designated as Health Professional Shortage Areas (HPSAs), making them eligible to qualify for federal funding and services.

Economic Impact and Return on Investment of Expenditures

(1) Estimated using Financial Incentives (64 providers placed with financial incentives)

Program Expenditures \$1,800,950 + Created Economic Impact \$1,434,962 = Total Impact \$3,225,912

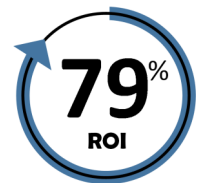
Each MPS grant dollar has a total economic impact of

\$1.79

Generates 22 additional jobs from the economic impact

\$119,433 Generated in state and local taxes which goes back into the local and state economy

\$1,553,633 In employee compensation impacted from the grant



*Source: IMPLAN. Economic return is estimated to be much greater because improved health outcomes can lead to fewer missed work days, reduced health care costs, and reduced premature morbidity and mortality. Some expenses such as out of state purchases, overhead, and rollover payments are not captured for ROI and economic impact.

Economic Impact and Return on Investment of Providers

(2) Estimated using Provider Specialty Type

Total Number of Placements 67 x Specialty Type Multiplier = Economic Impact Based on Specialty Type Multipliers \$43M

In SFY 2021, ORH placed the following provider specialties in underserved areas in North Carolina: physicians (i.e. primary care physicians, pediatricians, psychiatrists and dentists) physician assistants, nurse practitioners, dental hygienists, social workers, psychologists and licensed professional counselors.

Using IMPLAN models, each provider specialty is found to be associated with a different economic impact to communities, ranging from \$230,619 for a Dental Hygienist to \$925,082 for a Surgeon. ORH recognizes the need for a diverse team of providers in each community in North Carolina, a value that reaches beyond the estimated economic impact.



Medical

42 placements
\$29,137,474



Dental

10 placements
\$4,753,341




Behavioral Health

15 placements
\$8,966,658

*Source: IMPLAN (IMpact analysis for PLANning) . ORH uses IMPLAN to determine both the direct, indirect, and induced economic impact on a community for each provider specialty type.





North Carolina Health Care Provider Placement Services

2021 Profile (Data from State Fiscal Year 2021 and current as of 6/30/2021)



Technical Assistance

1,577 Activities in
87 Counties

Provided by ORH Staff

**Support
Recruitment
and
Retention**

1,558 Activities

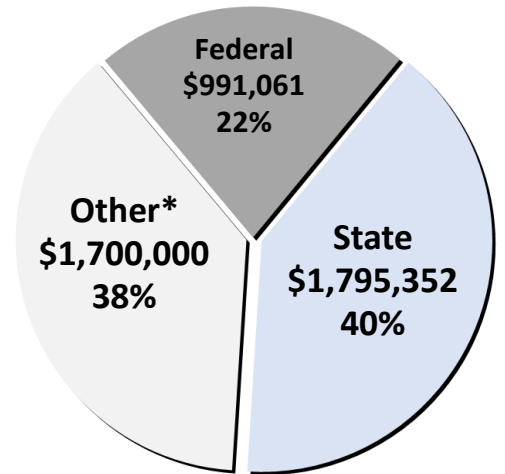
Community
Development

10 Activities

Other

9 Activities

**Total Program
Funding**



*Other funding also reflects carry forward from SFY 2020

Program Reach in SFY 2021

179

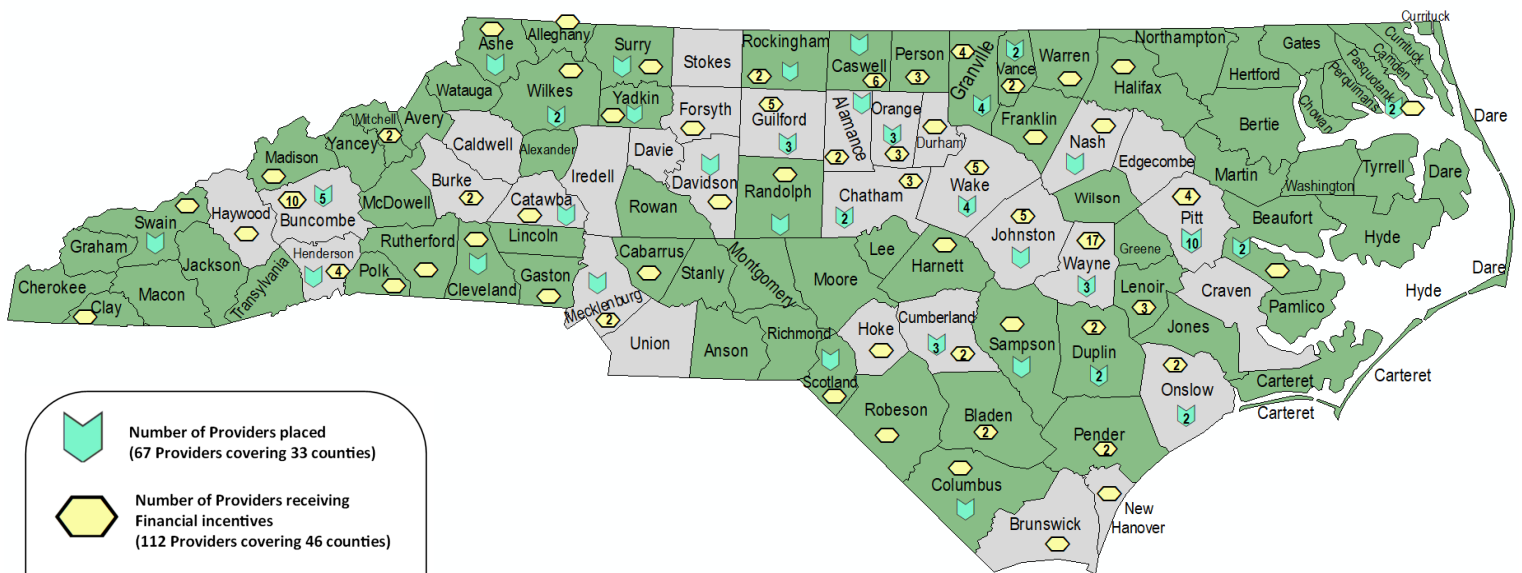
Health professionals were placed and/or received an incentive payment

112

Health professionals received a financial incentive payment

67

Health professionals were placed in North Carolina



Number of Providers placed
(67 Providers covering 33 counties)

Number of Providers receiving
Financial Incentives
(112 Providers covering 46 counties)

*Number inside symbols indicate number of providers receiving incentives

Rural (70 Counties)

Urban (30 Counties)

If you have further questions, please contact:
Shawanda Fields, Placement Services Manager
Phone: 919-527-6481
Shawanda.Fields@dhs.nc.gov

