NC DEPARTMENT OF HEALTH AND HUMAN SERVICES

JOSH STEIN • Governor

DR. DEVDUTTA SANGVAI • Secretary

MARGARET L. SAUER MS, MHA • Director, Office of Rural Health

MEMORANDUM

TO: Madhu Vulimiri, Senior Advisor for Health and Families Policy, Office of Governor Stein
Kindl Detar, Senior Policy Advisor, Office of Governor Stein

THROUGH: Karen Wade, NCDHHS Policy Director
Debra Farrington, Deputy Secretary of Health for Dr. Devdutta Sangvai, Secretary
Sarah Bourland, NCDHHS Senior Policy Advisor

FROM: Margaret L. Sauer, Director, Office of Rural Health

DATE: September 18th, 2026

RE: 2025 Annual Health Professional Shortage Area Summary Report

Please find attached to this memorandum, a summary report of updates made to North Carolina's Health Professional Shortage Areas (HPSA) for calendar year 2025.

ORH is unable to provide an annual summary of HPSA updates until federal and state data are released by HRSA, a process that historically may take up to one year following the close of the reporting period. Data for calendar year 2025 became available on June 1, 2026. Decisions in how to map the complex HPSA changes, as well as reduced coverage while a team member was on leave caused additional delays. ORH is providing this 2025 report to Madhu Vulimiri, Senior Advisor for Health and Families Policy in the Office of Governor Stein.

HPSA designations are used by the federal National Health Service Corps (NHSC) loan repayment and scholar programs, as well as North Carolina' s own state loan repayment program, to identify areas that have shortages of primary care physicians, psychiatrists, or dentists. Some types of HPSA designations also allow physicians practicing in the shortage area to qualify for higher Medicare reimbursement rates. HPSA designation is also one of the criteria for clinics to apply for certified Rural Health Clinic status from the Centers for Medicare & Medicaid Services (CMS). This status may include reimbursement benefits for services provided

to Medicare and Medicaid patients. The HPSA program is a vital part of North Carolina's medical provider safety net.

The North Carolina Department of Health and Human Services (NCDHHS) Office of Rural Health (ORH) is designated as the North Carolina Primary Care Office (PCO) by the United States Department of Health and Human Service's Health Resources and Services Administration (HRSA). As North Carolina's PCO, one of ORH's responsibilities is to collect timely and accurate provider information and use this information to review HPSA applications and update designations as needed. HPSA designations address shortages of primary care physicians, dentists, and psychiatrists throughout North Carolina.

2025 Highlights:

- There were 428 HPSA designation changes including:
    - 49 counties impacted by Statewide Rational Service Area (SRSA) plan implementation broken into new service areas
    - 70 new geographic or population designations
    - 17 new facility designations
    - 1 withdrawn population designation
    - 3 withdrawn facility designations
    - 288 updates to existing designations
- This report includes background and summary data tables reflecting changes, current HPSA designation maps, and maps showing the relative score increases or decreases for population and geographic HPSAs.

Please note that historically this report is delivered annually to the Governor rather than each time a HPSA update is made. The reporting cadence is at the discretion of the Governor and can be modified at any time. Should you have any questions regarding the attached report or changes to the cadence for updates, please feel free to contact Margaret (Maggie) L. Sauer, Director, ORH, at 919-527-6450.

Attachments

cc:

Debra Farrington
Vijay Ramanujam
Janssen White
Karen Wade
Stephanie Nantz
Allison Owen

North Carolina's 2025 Annual Health Professional Shortage Area Summary Report

Background

The NC Department of Health and Human Services (NCDHHS) Office of Rural Health (ORH) is designated by the U.S. Department of Health and Human Services' (HHS) Health Resources and Services Administration (HRSA) as North Carolina's Primary Care Office (PCO). As North Carolina's PCO, ORH is responsible for collecting timely and accurate provider data and using that information to submit new Health Professional Shortage Area (HPSA) applications and maintain existing HPSA designations.

HPSA designations are used by the federal National Health Service Corps (NHSC) Loan Repayment and Scholarship Programs, as well as North Carolina's State Loan Repayment Program, to identify areas experiencing shortages of primary care physicians, psychiatrists, or dentists. Certain HPSA designations also allow physicians practicing in designated shortage areas to qualify for enhanced Medicare reimbursement rates. In addition, HPSA designation is one of the criteria clinics may use to apply for Rural Health Clinic (RHC) certification through the Centers for Medicare & Medicaid Services (CMS). RHC certification may provide enhanced reimbursement opportunities for services delivered to Medicare and Medicaid patients. The HPSA Program is a vital component of North Carolina's health care safety net.

Communities seeking information about their HPSA status may contact Kylee Bartlett, the NC Primary Care Office Director at 919-527-6465 or by email at Kylee.Bartlett@DHHS.NC.org. ORH guidelines for requesting a HPSA designation review are included in Appendix 8.

The Secretary of the U.S. Department of Health and Human Services is required to notify the Governor of North Carolina regarding changes to HPSA designations within the State. The Governor's Office may elect to receive notification of each individual HPSA action or receive a consolidated annual summary report. In a May 2015 email to HRSA's Bureau of Health Workforce, Division of Policy and Shortage Designation, Kristen Jackson, Deputy Chief of Staff to the Governor, notified HRSA that the Governor preferred to receive annual notifications. ORH is unable to provide an annual summary of HPSA updates until federal and state data are released by HRSA, a process that historically may take up to one year following the close of the reporting period. Data for calendar year 2025 became available on June 1, 2026. Accordingly, ORH is providing this 2025 report to Madhu Vulimiri, Senior Advisor for Health and Families Policy in the Office of Governor Stein.

The Governor's Office should also be aware of significant changes resulting from HRSA's National Shortage Designation Update (NSDU), which occurred in September 2025. During an

NSDU, HRSA conducts a comprehensive nationwide review and update of all existing HPSA designations. These updates can substantially affect designation status, scores, and eligibility for federal workforce programs throughout North Carolina. **The 2025 NSDU included updated demographic data and changes to service area boundaries in several North Carolina counties due to new requirements at the federal level. For this reason, ORH has significant changes to report in HPSA designations across NC for 2025. ORH prioritized actions to prevent losses in designation status, including preemptively updating designations, meeting with stakeholders to inform them of changes, and continuing to monitor the effects to inform future NSDUs.**

As noted in Appendix 2, each HPSA designation is assigned a score that serves as an indicator of the severity of the provider shortage. Primary Care and Mental Health HPSAs are scored 0 to 25, and Dental Health HPSAs are scored 0 to 26. Higher scores indicate more severe shortages. There are three types of HPSA designations: geographic area, population group, and facility. Geographic HPSAs demonstrate a shortage of providers for the total population residing within a defined service area. Population HPSAs demonstrate a shortage for a specific population group within a geographic area, such as a low-income population. Facility HPSAs include correctional facilities and other facilities that demonstrate provider shortages within their service area, as well as Auto-HPSA facilities, such as Rural Health Clinics (RHCs) and Federally Qualified Health Centers (FQHCs), which receive HPSA designation by statute. Three key factors used across HPSA designation methodologies are the population-to-provider ratio, the poverty rate, and the distance to the nearest accessible source of care outside the proposed service area.

To comply with the memorandum of agreement between ORH and the NCDHHS Division of Medical Assistance (NC Medicaid), ORH's primary goal is to support the recruitment and retention of health care providers serving Medicaid beneficiaries and other low-income populations. NHSC Loan Repayment and Scholarship Program awards are based on the HPSA score associated with an applicant's practice location. Awards are prioritized for applicants serving in the highest-scoring shortage areas and continue to be awarded to lower-scoring areas until available federal funding is exhausted. The lowest HPSA score that received an NHSC Loan Repayment award in 2025 was 19. The NHSC Scholarship program does not publicly release score cut offs. The minimum competitive scores vary annually based on the number of applicants, the distribution of high-scoring HPSAs nationwide, and available federal funding.

The HPSA review and application guidelines included in Appendix 8 allow communities, facilities, individuals, and counties to request a designation review at any time. ORH works closely with requesting parties to ensure timely and accurate reviews that are responsive to local needs. Upon receiving a request, ORH conducts an initial analysis to determine whether

the service area is eligible for designation and whether a geographic or population-based HPSA would be most effective in supporting provider recruitment and retention. Population-based HPSAs generally receive higher scores and are therefore more frequently utilized to maximize recruitment opportunities.

Once the initial review is complete, ORH submits the application through HRSA's Shortage Designation Management System (SDMS) for review and approval by the HRSA Shortage Designation Branch.

Several North Carolina counties remain undesignated across one or more HPSA disciplines, as shown in white in Appendices 5 through 7. These counties are typically more resourced, fall below federal eligibility thresholds related to provider-to-population ratios and poverty levels, and generate fewer requests for designation reviews. ORH continues to monitor provider availability and federal poverty rates in these counties and will initiate reviews, when appropriate, to support access to care for Medicaid beneficiaries and other low-income populations. County-level poverty data are included in Appendices 2 through 4.

Summary

Shown in the table below, are the new and updated geographic and population HPSA designations during 2025.

Category	Type	New	Withdrawn	Updates	SRSA Implementation
Primary Care	Geo. Area or Population	26	0	92	15
	Facility	10	3	51	
Dental	Geo. Area or Population	22	0	41	13
	Facility	3	0	18	
Mental Health	Geo. Area or Population	22	0	52	21
	Facility	4	0	34	

Geo. Area or Population 2025 Total	70	0	185
Facility 2025 Total	17	3	103

Note: SRSA Implementation refers to counties that had their Rational Service Area (RSA) maps rebuilt due to new HRSA Statewide Rational Service Area (SRSA) guidelines. Please see the Glossary for more details.

ORH continues to update its provider data for primary care physicians, psychiatrists, and general/pediatric dentists. ORH also matches Medicaid paid claims and sliding-fee-scale data to those providers. The Medicaid and sliding fee scale data are required for any population HPSA or Auto HPSA reviews. In addition, ORH updates county water fluoridation rates and substance abuse rates which are used in the dental and mental health reviews, respectively. Dental Health HPSAs may receive one point (out of 26) if there is fluoridated water for less than 50% of the

population. Mental Health HPSAs may receive two points (of 25) if the area's alcohol and/or substance abuse prevalence is in the top quartile for the state, region, or nation.

To supplement the application for designation, HRSA's Shortage Designation Branch inserts updated population and other demographic data, and the Centers for Disease Control and Prevention (CDC) adds infant mortality and low birthweight data.

Seven appendices follow:

- Appendix 1 is a glossary of terms.
- Appendices 2-4 include three tables showing the current primary care, dental health, and mental health HPSA designations. Notes describing the changes in 2025 are included.
- Appendices 5-7 include three maps showing current primary care, dental health, and mental health HPSAs. Undesignated counties may have either failed HPSA application criteria during review or may not have had a community request for a HPSA designation review.

ORH is required to update existing HPSAs every three years. However, communities also have the option to submit earlier requests if there are significant changes to local dynamics that may affect the designation. ORH responds to these requests promptly, ensuring that any updates reflect the evolving needs of the community.

Appendix 1

Glossary of Terms

Auto-HPSA Facility - created by Congress as a special class of HPSA designation and includes Federally Qualified Heath Centers (FQHCs), Indian Health Service sites, Tribal sites, Urban Indian sites, and some CMS certified Rural Health Clinics (CMS-RHCs). These facilities automatically receive HPSA designation status.

Correctional Facility – a state or federal medium- or maximum-security correctional facility.

Geographic Health Professional Shortage Area (HPSA) - everyone living in the HPSA-defined service area is considered underserved. This designation also qualifies the designated area for a Medicare bonus payment.

Health Professional Shortage Area (HPSA) – a federal designation used by the National Health Service Corps (NHSC) loan repayment and scholar programs, as well as North Carolina's state loan repayment program, to identify areas that have shortages of primary care physicians, psychiatrists, or dentists. They can be classified as a geographic, population, or facility HPSA.

HPSA score - HPSA scores indicate the severity of the shortage and are used by the NHSC in determining priorities for loan repayment awards and the placement of NHSC Scholars. Scores range from 0 to 25 for primary care and mental health HPSAs and from 0 to 26 for dental HPSAs. The higher the score, the greater the need.

Medically Indigent Population HPSA - a type of Population HPSA, meant to support the population of the service area living below the 200% federal poverty level without insurance.

New HPSA designation – a HPSA designation that did not exist previously.

Other Facility – public, private, or non-profit medical facilities demonstrated to serve a designated HPSA area or population group.

Population HPSA - a specific population living within a HPSA-defined service area that is considered underserved. In NC, these population groups are usually low-income populations (< 200% FPL), a subset of that population, or migrant farmworkers. A service area must have a 200% FPL rate of 30% or higher to be considered for a population HPSA designation.

Rational Service Area (RSA) – the area to be designated in a geographic HPSA or the area in which the identified population resides for a population HPSA. Choosing this area is the first step in the designation application process. RSAs can be built at the county level, with county

subdivisions, or with census tracts depending on sufficient justification of either need, geographic barriers, travel patterns, community identity, and/or socio-economic patterns.

Statewide Rational Service Area (SRSA) – a comprehensive state-level map and framework used to define Rational Service Areas (RSAs) for primary care, dental, and mental health access.

Updated HPSA - a previously existing HPSA that has been reviewed again and remains designated.

Withdrawn – a HPSA designation that has been reviewed and no longer qualifies or has been replaced by a new type of HPSA designation.

Appendix 2

The following table displays the changes to Primary Care designations for all NC counties for 2025. Counties in blue are listed broken into their service area components. These partial county service areas are due to the new statewide rational service area implementation or the county not meeting eligibility criteria as a full county. Any service area with a 200% Federal Poverty Level less than 30% are listed in red to show areas ineligible for a population HPSA. The coverage of the designation (full or partial), the type of designation (population or geographic), HPSA score, presence of auto HPSA or correctional facilities in the county, and lastly, details about the changes for the year are covered for each service area.

2025 North Carolina Primary Care HPSA Designations Changes

County	200% FPL <30%	Full or Partial	(POP)ulation or (GEO)graphic	Score	Auto HPSA	Correctional Facility	NEW OR CHANGE 2025
Alamance	33.76	Full	POP	11			Decrease in HPSA score; change in designation type from medically indigent to low-income population
Alexander	33.13	Full	POP	14		Y	Decrease in HPSA score
Alleghany	44.71	Full	POP	15	Y		Decrease in HPSA score; Decrease in Auto-HPSA score
Anson	47.27	Full	GEO	17	Y	Y	Change in designation type from High Needs Geographic to Geographic; Decrease in Auto-HPSA score
Ashe	34.82	Full	POP	17			Increase in HPSA score
Avery	32.38	Full	POP	14		YY	Decrease in HPSA score
Beaufort	36.77	Full	POP	18	Y		Increase in Auto-HPSA score
Bertie	44.23	Full	POP	19	Y	Y	Decrease in HPSA score; Change in designation from Medically Indigent to Low-Income Population; Increase in Auto-HPSA score
Bladen	43.3	Full	POP	19	Y		Decrease in HPSA score; Change in designation from Medically Indigent to Low-Income Population; Increase in Auto-HPSA score
Brunswick	24.58						SRSA implementation into multiple service areas
Bolivia	34.34	Partial	POP	16			New sub-county designation
Coastal	18.93						Ineligible for designation
Leland	32.32	Partial	POP	16			New sub-county designation
Northern	20.17						Ineligible for designation

	Western	40.32	Partial	POP	17			New sub-county designation
Buncombe		28.36	Full	POP	8	YYY	Y	Increase in Auto-HPSA score (3 facilities)
Burke		35.15	Full	POP	13		Y	Decrease in HPSA score; Change in designation from Medically Indigent to Low-Income Population
Cabarrus		23.26				Y		Increase in Auto-HPSA score
	East	19.77						Ineligible for designation
	West	14.65						Ineligible for designation
	Kannapolis	33.25	Partial	POP	8			Change in service area boundaries; Change in designation from Medically Indigent to Low-Income Population; Decrease in HPSA score
Caldwell		36.41	Full	POP	13	Y		Decrease in HPSA score; Decrease in Auto-HPSA score
Camden		14.45	Full	GEO	15			Increase in HPSA score
Carteret		26.17						SRSA implementation into multiple service areas
	Beaufort	28.43	Partial	POP	14			New sub-county designation
	East	31.05	Partial	GEO	16			New sub-county designation
	West	25.24						Ineligible for designation
Caswell		33.95	Full	POP	17	Y	Y	Decrease in HPSA score; Decrease in Auto-HPSA score
Catawba		30.25	Full	POP	12			Decrease in HPSA score; Change in designation type from Medically Indigent to Low-Income Population
Chatham		24.83						SRSA implementation into multiple service areas
	Greater	29.99	Partial	POP	12			Reworked service area boundary; Decrease in HPSA score
	Jordan Lake	13.34						Ineligible for designation
	Oakland	13.96						Ineligible for designation
Cherokee		35.26	Full	POP	14	YY		Decrease in HPSA score; Change in designation type from Medically Indigent to Low-Income population; Decrease in Auto-HPSA score (2 facilities)
Chowan		38.29	Full	POP	21			Decrease in HPSA score
Clay		30.96	Full	POP	15	Y		Decrease in HPSA score
Cleveland		39.64	Full	POP	11			Decrease in HPSA score; Change in designation type from Medically Indigent to Low-Income Population
Columbus		43.97	Full	POP	18	Y	YY	Decrease in HPSA score; New Auto-HPSA

Craven		31.14	Full	POP	13	Y	Y	Decrease in HPSA score; Change in designation type from Medically Indigent to Low-Income Population; Decrease in Auto-HPSA score
Cumberland		37.44				Y		SRSA implementation into multiple service areas
	Eastern Sandhills	29.9	Partial	POP	18			New sub-county designation
	Fayetteville	39	Partial	POP	18			New sub-county designation
	Greater Ft. Liberty	42.48	Partial	POP	19			New sub-county designation
	Hope Mills	37.94	Partial	POP	11			New sub-county designation
Currituck		17.83						
Dare		20.26						
Davidson		33.77	Full	POP	16			Decrease in HPSA score; Change in designation type from Medically Indigent to Low-Income Population
Davie		24.18						SRSA implementation into multiple service areas
	Calahaln	19.12						Ineligible for designation
	Central	31.37	Partial	POP	16			New sub-county designation
	Northeast	17.52						Ineligible for designation
Duplin		45.6	Full	POP	18			Decrease in Auto-HPSA score
Durham		27.42						
Edgecombe		42.99	Full	POP	22	YY		Increase in HPSA score; Increase in Auto-HPSA score
Forsyth		33.17				Y		SRSA implementation into multiple service areas; Increase in Auto-HPSA score
	Central	51.45	Partial	POP	20			New sub-county designation
	Northeast	26.39						Ineligible for designation
	Southeast	26.08						Ineligible for designation
	Southwest	30.04						Ineligible for designation
	West	19.45						Ineligible for designation
Franklin		32.35	Full	POP	16		Y	Decrease in HPSA score; Change in designation type from Medically Indigent to Low-Income Population
Gaston		32.58	Full	POP	14	Y		Increase in HPSA score; Increase in Auto-HPSA score
Gates		27.25	Full	POP	17	Y		Increase in Auto-HPSA score
Graham		40.24	Full	POP	14			Increase in HPSA score
Granville		32.81	Full	POP	18	Y	Y	Increase in HPSA score; New Auto-HPSA

Greene		46.74	Full	POP	19	Y	YY	Increase in HPSA score; Increase in Auto-HPSA score
Guilford		33.08				Y		SRSA implementation into multiple service areas; Auto-Increase in HPSA score
	Greensboro	40.54	Partial	POP	18			New sub-county designation
	Highpoint	35.31	Partial	POP	16			New sub-county designation
	Northern	20.96						Ineligible for designation
	Southern	25.36						Ineligible for designation
Halifax		47.39	Full	POP	18	Y	Y	Increase in HPSA score; Increase in Auto-HPSA score
Harnett		32.21	Full	POP	14		Y	Decrease in HPSA score; Auto-HPSA withdraw
Haywood		32.82	Full	POP	13	Y		Decrease in HPSA score; Change in designation type from Medically Indigent to Low-Income Population; Increase in Auto-HPSA score
Henderson		29.01				Y		SRSA implementation into multiple service areas; Increase in Auto-HPSA score
	Greater	32.981	Partial	POP	12			New sub-county designation
	Northwest	16.78						Ineligible for designation
	Southwest	20.31						Ineligible for designation
Hertford		44.45	Full	POP	17	Y		Increase in HPSA score; Increase in Auto-HPSA score
Hoke		37.99	Full	POP	16	Y		Decrease in HPSA score; Increase in Auto-HPSA score
Hyde		40.14	Full	GEO	16	Y		Decrease in HPSA score; Decrease in Auto-HPSA score
Iredell		24.46						SRSA implementation into multiple service areas
	Mooresville	32.84	Partial	POP	16			New sub-county designation
	Northern	34.54	Partial	POP	8			New sub-county designation
	Southern	14.84						Ineligible for designation
Jackson		40.2	Full	POP	15	Y		Decrease in HPSA score; Increase in Auto-HPSA score
Johnston		26.5						SRSA implementation into multiple service areas
	East	36.72	Partial	POP	15			New sub-county designation
	West	19.14						Ineligible for designation
Jones		40.92	Full	POP	18			Increase in HPSA score
Lee		36.7	Full	POP	14			Decrease in HPSA score; Change in designation type from Medically Indigent to Low-Income Population

Lenoir		47.67	Full	POP	19	Y		Increase in HPSA score; Change in designation type from Medically Indigent to Low-Income Population; Increase in Auto-HPSA score
Lincoln		29.2						SRSA implementation into multiple service areas; Change in designation type from Medically Indigent to Low-Income Population
	East	22.39						Ineligible for designation
	West	39.69	Partial	POP	14			New sub-county designation
Macon		35.4	Full	POP	19	Y		Increase in HPSA score; Increase in Auto-HPSA score
Madison		31.43	Full	POP	13	Y		Decrease in HPSA score; Decrease in Auto-HPSA score
Martin		41.92	Full	POP	16			Decrease in HPSA score; Change in designation type from Medically Indigent to Low-Income Population
McDowell		37.84	Full	POP	17	YYYY	Y	Decrease in HPSA score; Change in designation type from Medically Indigent to Low-Income Population; Decrease in Auto-HPSA score (4 facilities)
Mecklenburg		25.2				YYY		SRSA implementation into multiple service areas; Increase in Auto-HPSA score (3 facilities)
	Charlotte E	37.57	Partial	POP	16			New sub-county designation
	Charlotte NE	23.94						Ineligible for designation
	Charlotte NW	30.83	Partial	POP	17			New sub-county designation
	Charlotte S	14.56						Ineligible for designation
	Charlotte SE	36.97	Partial	POP	16			New sub-county designation
	Charlotte SW	29.99	Partial	POP	13			New sub-county designation
	North	12.13						Ineligible for designation
	Southeast	14.72						Ineligible for designation
Mitchell		36.55	Full	POP	14	YY		Decrease in Auto-HPSA score (2 facilities)
Montgomery		40.62	Full	POP	17			Decrease in HPSA score
Moore		22.88						
Nash		32.43	Full	POP	17		Y	Change in designation type from Medically Indigent to Low-Income Population; Decrease in HPSA score

New Hanover		28.68				Y		SRSA implementation into multiple service areas; Decrease in Auto-HPSA score
	Cape Fear	41.58	Partial	POP	17			New sub-county designation
	Coastal	19.93						Ineligible for designation
	Wilmington	33.15	Partial	POP	11			New sub-county designation
Northampton		42.29	Full	GEO	16			Change in designation type from High Needs Geographic to Geographic; Decrease in HPSA score
Onslow		34.36	Full	GEO	12			Increase in HPSA score
Orange		24.8				Y		Increase in Auto-HPSA score
Pamlico		33.41	Full	POP	17		Y	Increase in HPSA score
Pasquotank		33.48	Full	POP	15		Y	Increase in HPSA score
Pender		25.6	Full	POP	17	Y	Y	No change to HPSAs
Perquimans		26.23	Full	POP	17			Increase in HPSA score
Person		33.97	Full	POP	20	Y		Change in designation type from Geographic to Low-Income Population; Increase in HPSA score; Increase in Auto-HPSA score
Pitt		39.44	Full	POP	18			Change in designation type Medically Indigent to Low-Income Population; Decrease in HPSA score
Polk		28.54	Full	POP	15			HPSA SRSA implementation – from two county catchment with Henderson into single county designation; Increase in HPSA score
Randolph		36.25	Full	POP	13			Decrease in HPSA score
Richmond		48.61	Full	POP	19		Y	
Robeson		53.63	Full	POP	19	Y	Y	Increase in Auto-HPSA score; Auto-HPSA withdrawn (2 facilities)
Rockingham		37.61	Full	POP	18			
Rowan		35.11	Full	POP	17		Y	Decrease in HPSA score
Rutherford		42.56	Full	POP	17	Y		Decrease in HPSA score
Sampson		42.25	Full	POP	16	Y	Y	
Scotland		50.43	Full	POP	22	YYYYY	Y	Increase in Auto-HPSA score; New Auto-HPSA (2 facilities)
Stanly		34.86	Full	POP	12		Y	HPSA change in designation type from Medically Indigent to Low-Income Population; Decrease in HPSA score
Stokes		33.49	Full	POP	14			

Surry		38.84	Full	POP	16			Change in designation type from Medically Indigent to Low-Income Population; Decrease in HPSA score
Swain		42.74	Full	POP	20			Increase in HPSA score
Transylvania		30.93	Full	POP	16			Decrease in HPSA score
Tyrrell		50.93	Full	GEO	16			Decrease in HPSA score
Union		20.85						SRSA implementation into multiple service areas
	Greater	29.84	Partial	POP	12			New sub-county designation
	Northeast	13.85						Ineligible for designation
	Northwest	15.1						Ineligible for designation
	West	10.21						Ineligible for designation
Vance		41.04	Full	POP	18			Increase in HPSA score
Wake		19.05				YYY	Y	SRSA implementation into multiple service areas; Increase in Auto-HPSA score (2 facilities)
	Western	10.86						Ineligible for designation
	Southern	16.89						Ineligible for designation
	Eastern	20.72						Ineligible for designation
	Northern	5.92						Ineligible for designation
	Raleigh Central	21.07						Ineligible for designation
	Raleigh North	23.98						Ineligible for designation
	Raleigh NW	15.93						Ineligible for designation
	Raleigh SE	37.63	Partial	POP	15			New sub-county designation
	Raleigh SW	42.66	Partial	POP	18			New sub-county designation
Warren		45.21	Full	POP	22		Y	Increase in HPSA score
Washington		47.57	Full	GEO	20			Decrease in HPSA score
Watauga		43.49	Full	POP	18	Y		Decrease in Auto-HPSA score
Wayne		39.11	Full	POP	17		Y	Change in designation type from Medically Indigent to Low-Income Population; Decrease in HPSA score
Wilkes		40.59	Full	POP	18	Y		Decrease in Auto-HPSA score
Wilson		41.13	Full	POP	17	Y		
Yadkin		34.38	Full	POP	18			
Yancey		35.13	Full	POP	14	Y		

North Carolina Mental Health HPSA Designations

Summary

99 Counties with a Population or Geographic HPSA

- 65 Population
- 20 Geographic
- 14 Counties that are partially designated (POP or GEO)

1 County without a Population or Geographic HPSA

- 0 are equal or more than 30% of the 200% Poverty Level**
- 1 county at less than 30% of the 200% Poverty Level

0 Counties with only an Auto HPSA

0 Counties with only a Correctional Facility

Footnotes:

*Primary Site only, does not include FQHC satellite sites.

**Areas require 30% or higher 200% Federal Poverty Level to be eligible for a population HPSA designation.

Note: Each "Y" represents one facility.

Appendix 3

The following table displays the changes to Dental Health designations for all NC counties for 2025. Counties in blue are listed broken into their service area components. These partial county service areas are due to the new statewide rational service area implementation or the county not meeting eligibility criteria as a full county. Any service area with a 200% Federal Poverty Level less than 30% are listed in red to show areas ineligible for a population HPSA. The coverage of the designation (full or partial), the type of designation (population or geographic), HPSA score, presence of auto HPSA or correctional facilities in the county, and lastly, details about the changes for the year are covered for each service area.

2025 North Carolina Dental Health HPSA Designation Changes

County	200% FPL <30%	Full or Partial	(POP)ulation or (GEO)graphic	Score	Auto HPSA	Correctional Facility	NEW OR CHANGE 2025
Alamance	33.76	Full	POP	16			Decrease in HPSA score
Alexander	33.13	Full	POP	16		Y	
Alleghany	44.71	Full	POP	18	Y		Decrease in HPSA score
Anson	47.27	Full	POP	19	Y	Y	Increase in HPSA score; Decrease in Auto-HPSA score
Ashe	34.82	Full	POP	18			
Avery	32.38	Full	POP	16		YY	Decrease in HPSA score
Beaufort	36.77	Full	POP	17	Y		
Bertie	44.23	Full	POP	18	Y	Y	Decrease in HPSA score
Bladen	43.3	Full	POP	20	Y		
Brunswick	24.58						
Buncombe	28.36	Full	POP	9	YYY		Increase in Auto-HPSA score (2 facilities); Decrease in HPSA score
Burke	35.15	Full	POP	17		Y	
Cabarrus	23.26				Y		SRSA implementation into multiple service areas
East	19.77						Ineligible for designation
West	14.65						Ineligible for designation
Kannapolis	33.25	Partial	POP	15			New sub-county designation
Caldwell	36.41	Full	POP	15	Y		Decrease in HPSA score
Camden	14.45	Full	GEO	15			
Carteret	26.17						
Caswell	33.95	Full	POP	18	Y	Y	

Catawba		30.25	Full	POP	13			Decrease in HPSA score
Chatham		24.83						SRSA implementation into multiple service areas
	Greater	29.99	Partial	POP	15			New sub-county designation
	Jordan Lake	13.34						Ineligible for designation
	Oakland	13.96						Ineligible for designation
Cherokee		35.26	Full	POP	16	YY		Decrease in Auto-HPSA score (2 facilities)
Chowan		38.29	Full	POP	19			Increase in HPSA score
Clay		30.96	Full	POP	16	Y		
Cleveland		39.64	Full	POP	17			Decrease in HPSA score
Columbus		43.97	Full	POP	18	Y	YY	Decrease in HPSA score
Craven		31.14	Full	POP	16	Y	Y	Decrease in HPSA score; Decrease in Auto-HPSA score
Cumberland		37.44	Full	POP	17	Y		Decrease in Auto-HPSA score
Currituck		17.83	Full	GEO	16			Increase in HPSA score
Dare		20.26						
Davidson		33.77	Full	POP	15			Decrease in HPSA score
Davie		24.18						SRSA implementation into multiple service areas
	Calahaln	19.12	Partial	none				Ineligible for designation
	Central	31.37	Partial	POP	16			New sub-county designation
	Northeast	17.52	Partial	none				Ineligible for designation
Duplin		45.6	Full	POP	18	Y		Decrease in HPSA score; Decrease in Auto-HPSA score
Durham		27.42				Y		SRSA implementation into multiple service areas
	Downtown	34.13	Partial	POP	17			New sub-county designation
	East	12.5						Ineligible for designation
	North	18.49						Ineligible for designation
	South Triangle	21.09						Ineligible for designation
Edgecombe		42.99	Full	POP	19	YY		Decrease in HPSA score; Decrease in Auto-HPSA score (1 facility); Increase in Auto-HPSA score (1 facility)
Forsyth		33.17	Full	POP	15	Y		Decrease in HPSA score
Franklin		32.35	Full	POP	16		Y	
Gaston		32.58	Full	POP	15	Y		Increase in Auto-HPSA score
Gates		27.25	Full	POP	15	Y		
Graham		40.24	Full	POP	14			Decrease in HPSA score

Granville		32.81	Full	POP	15	Y	Y	Decrease in HPSA score; New Auto-HPSA
Greene		46.74	Full	POP	20	Y	YY	
Guilford		33.08				Y		SRSA implementation into multiple service areas; Increase in Auto-HPSA score
	Greensboro	40.54	Partial	POP	17			New sub-county designation
	Highpoint	35.31	Partial	POP	17			New sub-county designation
	Northern	20.96						Ineligible for designation
	Southern	25.36						Ineligible for designation
Halifax		47.39	Full	POP	17	Y	Y	Decrease in HPSA score
Harnett		32.21	Full	POP	15		Y	Decrease in HPSA score
Haywood		32.82	Full	POP	16			
Henderson		29.01				Y		Decrease in Auto-HPSA score
Hertford		44.45	Full	POP	20	Y		
Hoke		37.99	Full	POP	17	Y		Decrease in HPSA score
Hyde		40.14	Full	POP	19	Y		Decrease in Auto-HPSA score
Iredell		24.46						SRSA implementation into multiple service areas
	Mooresville	32.84	Partial	POP	16			New sub-county designation
	Northern	34.54	Partial	POP	14			New sub-county designation
	Southern	14.84						Ineligible for designation
Jackson		40.2	Full	POP	18	Y		
Johnston		26.5				YY		SRSA implementation into multiple service areas; New Auto-HPSA; Decrease in Auto-HPSA score
	East	36.72	Partial	POP	17			New sub-county designation
	West	19.14						Ineligible for designation
Jones		40.92	Full	POP	19			
Lee		36.7	Full	POP	17			
Lenoir		47.67	Full	POP	20	Y		Increase in HPSA score
Lincoln		29.2						SRSA implementation into multiple service areas
	East	22.39						Ineligible for designation
	West	39.69	Partial	POP	11			New sub-county designation
Macon		35.4	Full	POP	16	Y		Decrease in HPSA score
Madison		31.43	Full	POP	16	Y		Decrease in HPSA score
Martin		41.92	Full	POP	17			Decrease in HPSA score
McDowell		37.84	Full	POP	16	YYYY		Decrease in HPSA score; Increase in Auto-HPSA score

Mecklenburg		25.2				YYY		SRSA implementation into multiple service areas; Increase in Auto-HPSA score
	Charlotte E	37.57	Partial	POP	17			New sub-county designation
	Charlotte NE	23.94						Ineligible for designation
	Charlotte NW	30.83	Partial	POP	15			New sub-county designation
	Charlotte S	14.56						Ineligible for designation
	Charlotte SE	36.97	Partial	POP	17			New sub-county designation
	Charlotte SW	29.99	Partial	POP	15			New sub-county designation
	North	12.13						Ineligible for designation
	Southeast	14.72						Ineligible for designation
Mitchell		36.55	Full	POP	16	YY		Decrease in Auto-HPSA score (2 facilities)
Montgomery		40.62	Full	POP	17		Y	
Moore		22.88						
Nash		32.43	Full	POP	15			Decrease in HPSA score
New Hanover		28.68				Y		SRSA implementation into multiple service areas
	Cape Fear	41.58	Partial	POP	15			New sub-county designation
	Coastal	19.93						Ineligible for designation
	Wilmington	33.15	Partial	POP	17			New sub-county designation
Northampton		42.29	Full	POP	17			Decrease in HPSA score
Onslow		34.36	Full	POP	15			
Orange		24.8				Y		
Pamlico		33.41	Full	POP	16		Y	
Pasquotank		33.48	Full	POP	15		Y	Decrease in HPSA score
Pender		25.6				Y	Y	SRSA implementation into multiple service areas
	Coastal	18.31						Ineligible for designation
	East	41.9	Partial	POP	18			New sub-county designation
	West	41.2	Partial	POP	14			New sub-county designation
	West Burgaw	29.35	Partial	POP	16			New sub-county designation
Perquimans		26.23	Full	POP	16			Decrease in HPSA score
Person		33.97	Full	POP	18	Y		Increase in Auto-HPSA score
Pitt		39.44	Full	POP	17			Decrease in HPSA score
Polk		28.54	Full	POP	16			
Randolph		36.25	Full	POP	16			Decrease in HPSA score
Richmond		48.61	Full	POP	19			
Robeson		53.63	Full	POP	19	YY	Y	

Rockingham		37.61	Full	POP	17			
Rowan		35.11	Full	POP	17		Y	
Rutherford		42.56	Full	POP	17	Y		
Sampson		42.25	Full	POP	20		Y	
Scotland		50.43	Full	POP	19	YYYYY	Y	New Auto-HPSAs (2 facilities)
Stanly		34.86	Full	POP	15		Y	
Stokes		33.49	Full	POP	16			Increase in HPSA score
Surry		38.84	Full	POP	18			
Swain		42.74	Full	POP	19			Increase in HPSA score
Transylvania		30.93	Full	POP	16			
Tyrrell		50.93	Full	POP	12			Decrease in HPSA score
Union		20.85						SRSA implementation into multiple service areas
	Greater	29.84	Partial	POP	15			New sub-county designation
	Northeast	13.85						Ineligible for designation
	Northwest	15.1						Ineligible for designation
	West	10.21						Ineligible for designation
Vance		41.04	Full	POP	16			Decrease in HPSA score
Wake		19.05				YYY	YY	SRSA implementation into multiple service areas
	Western	10.86						Ineligible for designation
	Southern	16.89						Ineligible for designation
	Eastern	20.72						Ineligible for designation
	Northern	5.92						Ineligible for designation
	Raleigh Central	21.07						Ineligible for designation
	Raleigh North	23.98						Ineligible for designation
	Raleigh NW	15.93						Ineligible for designation
	Raleigh SE	37.63	Partial	POP	17			New sub-county designation
	Raleigh SW	42.66	Partial	POP	19			New sub-county designation
Warren		45.21	Full	POP	19		Y	Increase in HPSA score
Washington		47.57	Full	POP	19			
Watauga		43.49	Full	POP	20	Y		Decrease in Auto-HPSA score
Wayne		39.11	Full	POP	17		Y	Decrease in HPSA score
Wilkes		40.59	Full	POP	17	Y		
Wilson		41.13	Full	POP	19	Y		
Yadkin		34.38	Full	POP	16			Decrease in HPSA score
Yancey		35.13	Full	POP	15	Y		Decrease in HPSA score

North Carolina Dental Health HPSA Designations

Summary

94 Counties with a Population or Geographic HPSA

- 79 Population
- 2 Geographic
- 13 Counties that are partially designated (POP or GEO)

6 Counties without a Population or Geographic HPSA

- 0 are equal or more than 30% of the 200% Poverty Level**
- 6 are at less than 30% of the 200% Poverty Level

2 Counties with only an Auto HPSA

0 Counties with only a Correctional Facility

Footnotes:

*Primary Site only, does not include FQHC satellite sites.

**Areas require 30% or higher 200% Federal Poverty Level to be eligible for a population HPSA designation.

Note: Each "Y" represents one facility.

Appendix 4

The following table displays the changes to Mental Health designations for all NC counties for 2025. Counties in blue are listed broken into their service area components. These partial county service areas are due to the new statewide rational service area implementation or the county not meeting eligibility criteria as a full county. Any service area with a 200% Federal Poverty Level less than 30% are listed in red to show areas ineligible for a population HPSA. The coverage of the designation (full or partial), the type of designation (population or geographic), HPSA score, presence of auto HPSA or correctional facilities in the county, and lastly, details about the changes for the year are covered for each service area.

2025 North Carolina Mental Health HPSA Designation Changes

County	200% FPL <30%	Full or Partial	(POP)ulation or (GEO)graphic	Score	Auto HPSA	Correctional Facility	NEW OR CHANGE 2025
Alamance	33.76	Full	POP	16			Decrease in HPSA score; Change in designation type from Medically Indigent to Low-Income Population
Alexander	33.13	Full	POP	15		Y	Decrease in HPSA score
Alleghany	44.71	Full	GEO	15	Y		
Anson	47.27	Full	POP	17	Y	Y	Increase in HPSA score
Ashe	34.82	Full	GEO	16			Decrease in HPSA score
Avery	32.38	Full	POP	12		YY	Decrease in HPSA score
Beaufort	36.77	Full	POP	17	Y		Increase in Auto-HPSA score
Bertie	44.23	Full	POP	15	Y	Y	Decrease in score; Increase in Auto-HPSA score
Bladen	43.3	Full	GEO	18	Y		SRSA implementation into multiple service areas – catchment area to single county; Decrease in Auto-HPSA score
Brunswick	24.58	Full	GEO	11			Decrease in HPSA score
Buncombe	28.36	Full	POP	16	YYY	Y	Increase in Auto-HPSA score (3 facilities)
Burke	35.15	Full	POP	18		Y	
Cabarrus	23.26				Y		SRSA implementation into multiple service areas
East	19.77						Ineligible for designation
West	14.65						Ineligible for designation
Kannapolis	33.25	Partial	POP	15			New sub-county designation
Caldwell	36.41	Full	POP	16	Y		Decrease in HPSA score

Camden		14.45	Full	GEO	14			Increase in HPSA score
Carteret		26.17	Full	GEO	17			
Caswell		33.95	Full	POP	14	Y	Y	Decrease in HPSA score; Decrease in Auto-HPSA score
Catawba		30.25	Full	POP	12			Change in designation type from Medically Indigent to Low-Income Population; Decrease in HPSA score
Chatham		24.83						SRSA implementation into multiple service areas
	Greater	29.99	Partial	POP	16			New sub-county designation
	Jordan Lake	13.34						Ineligible for designation
	Oakland	13.96						Ineligible for designation
Cherokee		35.26	Full	POP	15	YY		Decrease in HPSA score; Decrease in Auto-HPSA score (2 facilities)
Chowan		38.29	Full	GEO	18			Increase in HPSA score
Clay		30.96	Full	POP	11	Y		
Cleveland		39.64	Full	POP	17			
Columbus		43.97	Full	POP	17	Y	YY	SRSA implementation into multiple service areas – catchment area to single county; Decrease in HPSA score; Change in designation type from Geographic to Low-Income Population; New Auto-HPSA
Craven		31.14	Full	POP	17	Y	Y	Decrease in HPSA score; Decrease in Auto-HPSA score
Cumberland		37.44	Full	POP	17	Y		Decrease in Auto-HPSA score
Currituck		17.83	Full	GEO	14			
Dare		20.26	Full	GEO	16			
Davidson		33.77	Full	POP	16			Decrease in HPSA score
Davie		24.18						SRSA implementation into multiple service areas
	Calahaln	19.12						Ineligible for designation
	Central	31.37	Partial	POP	16			New sub-county designation
	Northeast	17.52						Ineligible for designation
Duplin		45.6	Full	POP	18	Y		SRSA implementation into multiple service areas – catchment area to single county; Decrease in HPSA score; Decrease in Auto-HPSA score; Change in designation type from Geographic to Low-Income Population
Durham		27.42				Y		SRSA implementation into multiple service areas; Increase in Auto-HPSA score

	Downtown	34.13	Partial	POP	16			New sub-county designation
	East	12.5						Ineligible for designation
	North	18.49						Ineligible for designation
	South Triangle	21.09						Ineligible for designation
Edgecombe		42.99	Full	POP	19	YY		SRSA implementation into multiple service areas – catchment area to single county; Increase in HPSA score; Increase in Auto-HPSA score (1 facility); Decrease in Auto-HPSA score (1 facility)
Forsyth		33.17	Full	POP	17	Y		Decrease in HPSA score
Franklin		32.35	Full	POP	16		Y	
Gaston		32.58	Full	POP	13	Y		Increase in Auto-HPSA score
Gates		27.25	Full	POP	11	Y		Increase in Auto-HPSA score
Graham		40.24	Full	GEO	13			Decrease in HPSA score
Granville		32.81	Full	POP	16	Y	Y	New Auto-HPSA
Greene		46.74	Full	POP	16	Y	YY	Decrease in Auto-HPSA score
Guilford						Y		SRSA implementation into multiple service areas
	Greensboro	40.54	Partial	POP	19			New sub-county designation
	Highpoint	35.31	Partial	POP	19			New sub-county designation
	Northern	20.96						Ineligible for designation
	Southern	25.36						Ineligible for designation
Halifax		47.39	Full	POP	18	Y	Y	Increase in Auto-HPSA score
Harnett		32.21	Full	POP	18	Y	Y	Decrease in HPSA score
Haywood		32.82	Full	POP	16	Y		
Henderson		29.01	Full	POP	16	Y		Decrease in Auto-HPSA score
Hertford		44.45	Full	POP	14	Y		Decrease in HPSA score
Hoke		37.99	Full	POP	17	Y		Decrease in HPSA score; Auto-Increase in HPSA score
Hyde		40.14	Full	GEO	14	Y		Decrease in HPSA score
Iredell		24.46						SRSA implementation into multiple service areas
	Mooresville	32.84	Partial	POP	12			New sub-county designation
	Northern	34.54	Partial	POP	16			New sub-county designation
	Southern	14.84						Ineligible for designation
Jackson		40.2	Full	GEO	11	Y		Increase in HPSA score
Johnston		26.5				Y		SRSA implementation into multiple service areas; Decrease in Auto-HPSA score
	East	36.72	Partial	POP	18			New sub-county designation

	West	19.14						Ineligible for designation
Jones		40.92	Full	POP	14			Decrease in HPSA score
Lee		36.7	Full	POP	15			Decrease in HPSA score
Lenoir		47.67	Full	POP	15	Y		
Lincoln		29.2						SRSA implementation into multiple service areas
	East	22.39						Ineligible for designation
	West	39.69	Partial	POP	16			New sub-county designation
Macon		35.4	Full	POP	16	Y		Decrease in HPSA score
Madison		31.43	Full	POP	16	Y		Decrease in Auto-HPSA score
Martin		41.92	Full	POP	15			Decrease in HPSA score
McDowell		37.84	Full	POP	16	YYYY	Y	Decrease in HPSA score; Increase in Auto-HPSA score
Mecklenburg		25.2				YYY		SRSA implementation into multiple service areas; Increase in Auto-HPSA score (3 facilities)
	Charlotte E	37.57	Partial	POP	17			New sub-county designation
	Charlotte NE	23.94						Ineligible for designation
	Charlotte NW	30.83	Partial	POP	17			New sub-county designation
	Charlotte S	14.56						Ineligible for designation
	Charlotte SE	36.97	Partial	POP	18			New sub-county designation
	Charlotte SW	29.99	Partial	POP	16			New sub-county designation
	North	12.13						Ineligible for designation
	Southeast	14.72						Ineligible for designation
Mitchell		36.55	Full	POP	16	YY		Increase in Auto-HPSA score (1 facility); Decrease in Auto-HPSA score (1 facility)
Montgomery		40.62	Full	GEO	16		Y	Decrease in HPSA score
Moore		22.88						
Nash		32.43	Full	POP	16		Y	SRSA implementation into multiple service areas – catchment area to single county; Decrease in HPSA score
New Hanover		28.68				Y		SRSA implementation into multiple service areas; Increase in Auto-HPSA score
	Cape Fear	41.58	Partial	POP	16			New sub-county designation
	Coastal	19.93						Ineligible for designation
	Wilmington	33.15	Partial	POP	18			New sub-county designation
Northampton		42.29	Full	POP	14			Decrease in HPSA score
Onslow		34.36	Full	GEO	17			

Orange		24.8				Y		SRSA implementation into multiple service areas; Increase in Auto-HPSA score
	Central	25.97						Ineligible for designation
	Northern	14.94						Ineligible for designation
	Southern	16.83						Ineligible for designation
	Southeast	44.54	Partial	POP	15			New sub-county designation
Pamlico		33.41	Full	POP	11		Y	
Pasquotank		33.48	Full	POP	16		Y	Decrease in HPSA score
Pender		25.6				Y	Y	SRSA implementation into multiple service areas; Decrease in Auto-HPSA score
	Coastal	18.31	Partial	GEO	11			New sub-county designation
	East	41.9	Partial	POP	12			New sub-county designation
	West	41.2	Partial	POP	11			New sub-county designation
	West Burgaw	29.35	Partial	POP	13			New sub-county designation
Perquimans		26.23	Full	GEO	13			Decrease in HPSA score
Person		33.97	Full	POP	17	Y		Increase in Auto-HPSA score
Pitt		39.44	Full	POP	16			Decrease in HPSA score
Polk		28.54	Full	POP	16			
Randolph		36.25	Full	POP	16			Decrease in HPSA score
Richmond		48.61	Full	GEO	19		Y	
Robeson		53.63	Full	GEO	19	YYY	Y	Increase in Auto-HPSA score
Rockingham		37.61	Full	POP	18			
Rowan		35.11	Full	POP	16		Y	Decrease in Auto-HPSA score
Rutherford		42.56	Full	POP	16	Y		
Sampson		42.25	Full	POP	19	Y	Y	SRSA implementation into multiple service areas – catchment area to single county; Change in designation type from Geographic to Low-Income Population
Scotland		50.43	Full	GEO	19	YYYYY	Y	SRSA implementation into multiple service areas – catchment area to single county; New Auto-HPSA (2 facilities)
Stanly		34.86	Full	POP	16		Y	Change in designation type from Medically Indigent to Low-Income Population; Increase in HPSA score
Stokes		33.49	Full	POP	17			
Surry		38.84	Full	POP	17			
Swain		42.74	Full	POP	15			Increase in HPSA score

Transylvania		30.93	Full	POP	16			
Tyrrell		50.93	Full	POP	11			Decrease in HPSA score
Union		20.85						SRSA implementation into multiple service areas
	Greater	29.84	Partial	POP	15			New sub-county designation
	Northeast	13.85						Ineligible for designation
	Northwest	15.1						Ineligible for designation
	West	10.21						Ineligible for designation
Vance		41.04	Full	POP	18			Decrease in HPSA score
Wake		19.05				YYY		SRSA implementation into multiple service areas; Decrease in Auto-HPSA score
	Western	10.86						Ineligible for designation
	Southern	16.89						Ineligible for designation
	Eastern	20.72						Ineligible for designation
	Northern	5.92						Ineligible for designation
	Raleigh Central	21.07						Ineligible for designation
	Raleigh North	23.98						Ineligible for designation
	Raleigh NW	15.93						Ineligible for designation
	Raleigh SE	37.63	Partial	POP	19			New sub-county designation
	Raleigh SW	42.66	Partial	POP	17			New sub-county designation
Warren		45.21	Full	GEO	17		Y	Increase in HPSA score
Washington		47.57	Full	GEO	16			
Watauga		43.49	Full	POP	18	Y		Increase in HPSA score; Decrease in Auto-HPSA score
Wayne		39.11	Full	POP	18		Y	
Wilkes		40.59	Full	POP	17	Y		Decrease in Auto-HPSA score
Wilson		41.13	Full	POP	19	Y		
Yadkin		34.38	Full	POP	16			Decrease in HPSA score
Yancey		35.13	Full	POP	16	Y		

North Carolina Mental Health HPSA Designations

Summary

99 Counties with a Population or Geographic HPSA

- 65 Population
- 20 Geographic
- 14 Counties that are partially designated (POP or GEO)

1 Counties without a Population or Geographic HPSA

- 0 are equal or more than 30% of the 200% Poverty Level**
- 1 are at less than 30% of the 200% Poverty Level

0 Counties with only an Auto HPSA

0 Counties with only a Correctional Facility

Footnotes:

*Primary Site only, does not include FQHC satellite sites.

**Areas require 30% or higher 200% Federal Poverty Level to be eligible for a population HPSA designation.

Note: Each "Y" represents one facility.

NC DEPARTMENT OF HEALTH AND HUMAN SERVICES

JOSH STEIN • Governor

DR. DEVDUTTA SANGVAI • Secretary

MARGARET L. SAUER MS, MHA • Director, Office of Rural Health

Appendix 5

NC DEPARTMENT OF HEALTH AND HUMAN SERVICES • NC OFFICE OF RURAL HEALTH

LOCATION: 1915 Health Services Way, Raleigh, NC 27699
MAILING ADDRESS: 2009 Mail Service Center, Raleigh, NC 27699-2009
www.ncdhhs.gov • TEL: 919-527-6440 • FAX: 919-733-2981

AN EQUAL OPPORTUNITY / AFFIRMATIVE ACTION EMPLOYER

North Carolina Office of Rural Health
Primary Care – Health Professional Shortage Areas (HPSA)

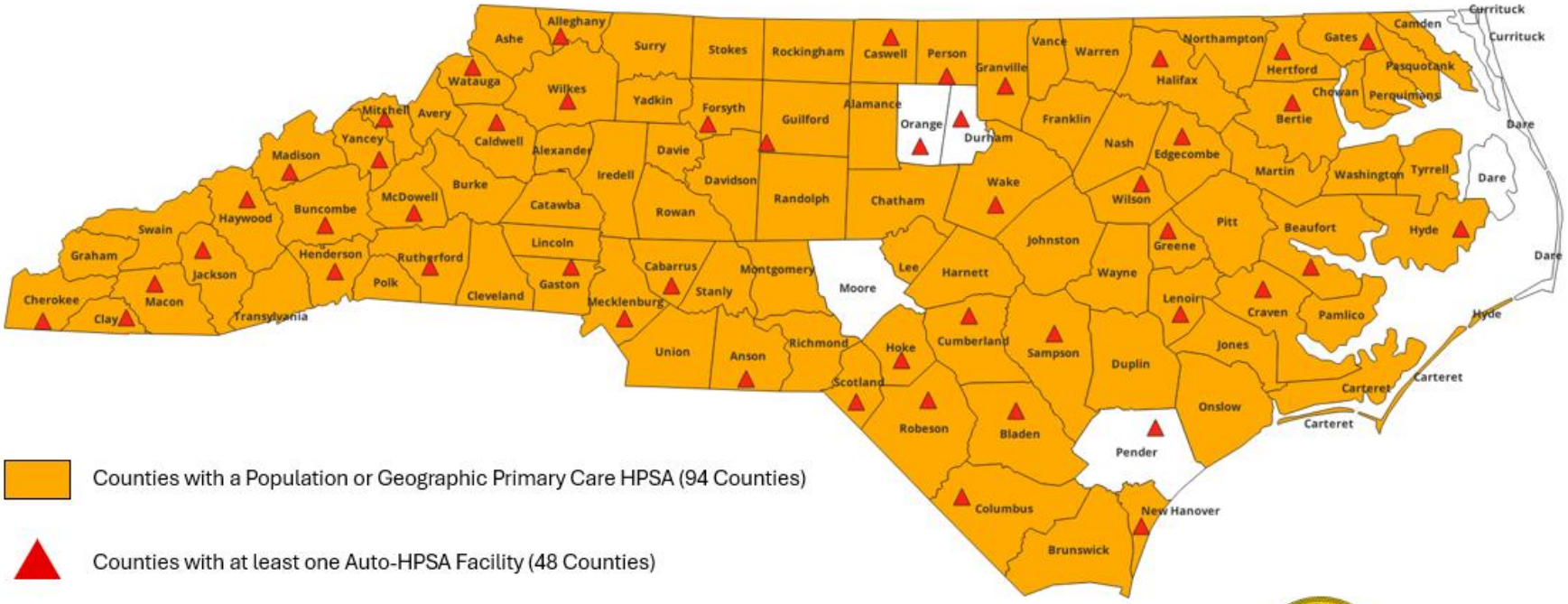

Counties with a Population or Geographic Primary Care HPSA (94 Counties)

Counties with at least one Auto-HPSA Facility (48 Counties)

Disclaimers:

- Primary site only, does not include Correctional Facilities or Federally Qualified Health Center (FQHC) satellite sites
- Shortage area may be a whole county, a populate group or geographic area within a county
- Counties in white do not have a geographic or population HPSA designation. Those counties either do not meet the criteria for HPSA designation or have not been reviewed.

NC DEPARTMENT OF HEALTH AND HUMAN SERVICES
Office of Rural Health

Data as of May 1, 2026

NC DEPARTMENT OF HEALTH AND HUMAN SERVICES

JOSH STEIN • Governor

DR. DEVDUTTA SANGVAI • Secretary

MARGARET L. SAUER MS, MHA • Director, Office of Rural Health

North Carolina Office of Rural Health

Primary Care—Health Professional Shortage Areas (HPSA) Changes

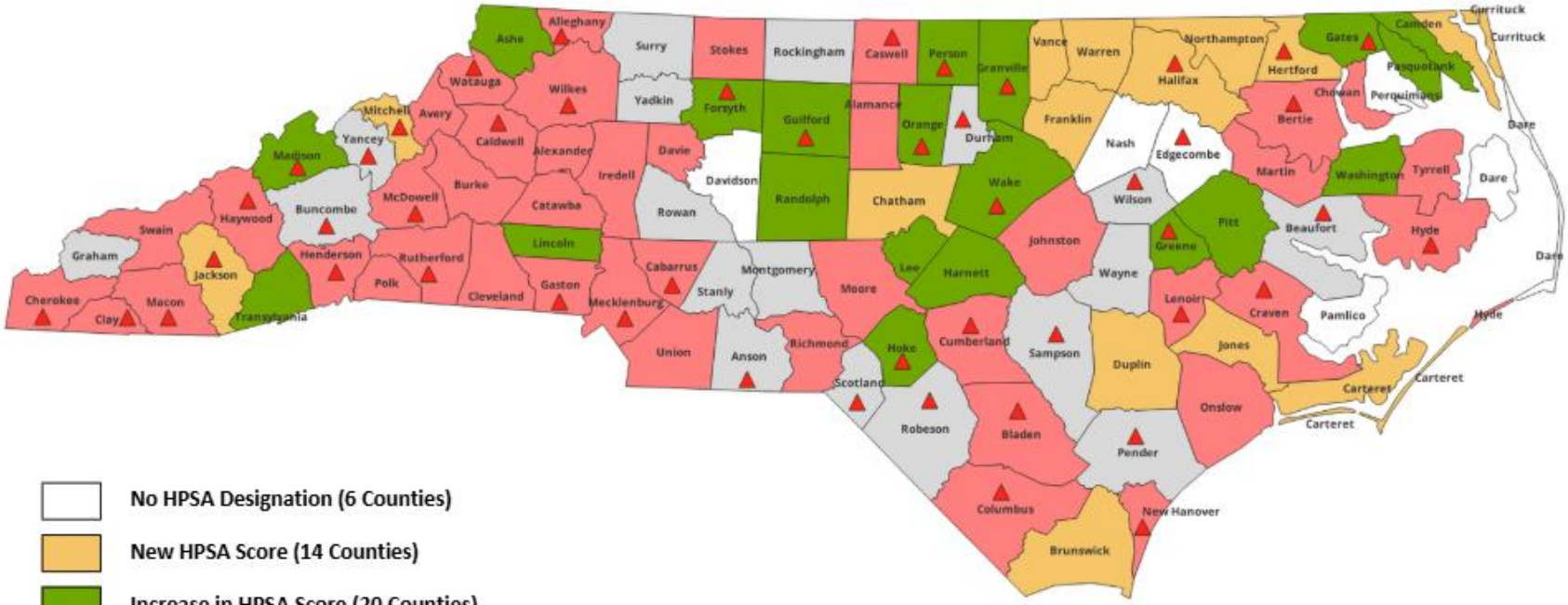

- No HPSA Designation (6 Counties)
- New HPSA Score (14 Counties)
- Increase in HPSA Score (20 Counties)
- No Change in HPSA Score (19 Counties)
- Decrease in HPSA Score (41 Counties)

▲ Counties with at least one Auto-HPSA Facility (48 Counties)

NC DEPARTMENT OF HEALTH AND HUMAN SERVICES
Office of Rural Health

Disclaimers:

- Primary site only, does not include Correctional Facilities or Federally Qualified Health Center (FQHC) satellite sites.
- Shortage area may be a whole county, a population group or a geographic area within a county.
- Counties in white do not have a geographic, population or partial HPSA designation. Those counties either do not meet the criteria for HPSA designation or have not been reviewed.

Data as of May 1, 2026

Appendix 6

North Carolina Office of Rural Health
Dental Health – Health Professional Shortage Areas (HPSA)

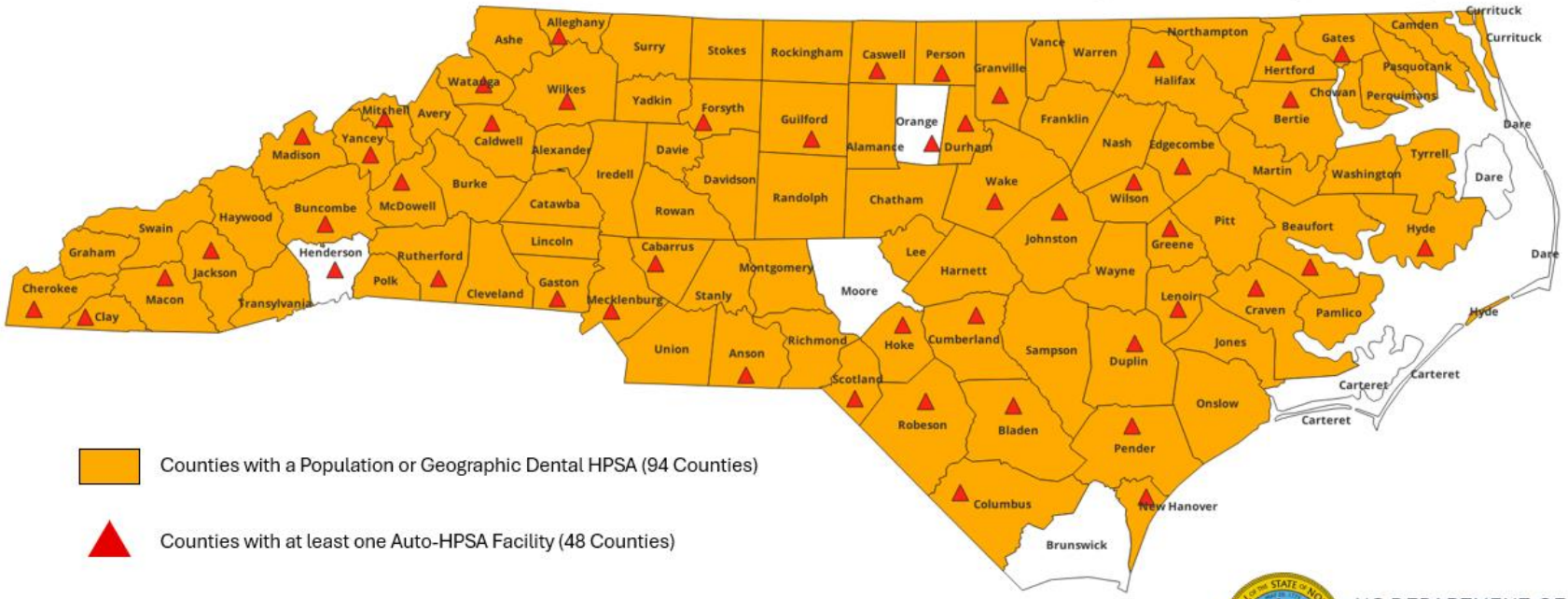

Counties with a Population or Geographic Dental HPSA (94 Counties)

Counties with at least one Auto-HPSA Facility (48 Counties)

Disclaimers:

- Primary site only, does not include Correctional Facilities or Federally Qualified Health Center (FQHC) satellite sites
- Shortage area may be a whole county, a populate group or geographic area within a county
- Counties in white do not have a geographic or population HPSA designation. Those counties either do not meet the criteria for HPSA designation or have not been reviewed.

NC DEPARTMENT OF HEALTH AND HUMAN SERVICES
Office of Rural Health

Data as of May 1, 2026

North Carolina Office of Rural Health

Dental Health—Health Professional Shortage Areas (HPSA) Changes

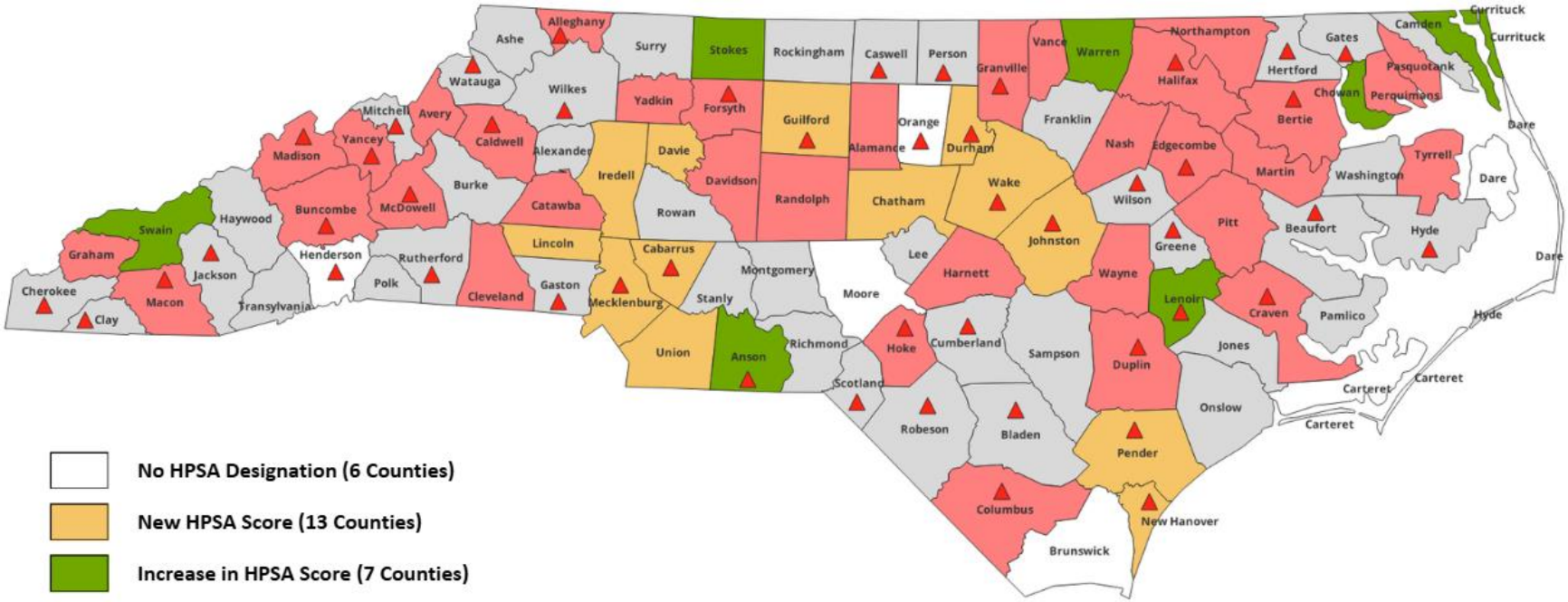

- No HPSA Designation (6 Counties)
- New HPSA Score (13 Counties)
- Increase in HPSA Score (7 Counties)
- No Change in HPSA Score (40 Counties)
- Decrease in HPSA Score (34 Counties)

▲ Counties with at least one Auto-HPSA Facility (48 Counties)

NC DEPARTMENT OF HEALTH AND HUMAN SERVICES
Office of Rural Health

Disclaimers:

- Primary site only, does not include Correctional Facilities or Federally Qualified Health Center (FQHC) satellite sites.
- Shortage area may be a whole county, a population group or a geographic area within a county.
- Counties in white do not have a geographic, population or partial HPSA designation. Those counties either do not meet the criteria for HPSA designation or have not been reviewed.

Data as of May 1, 2026

Appendix 7

North Carolina Office of Rural Health
Mental Health – Health Professional Shortage Areas (HPSA)

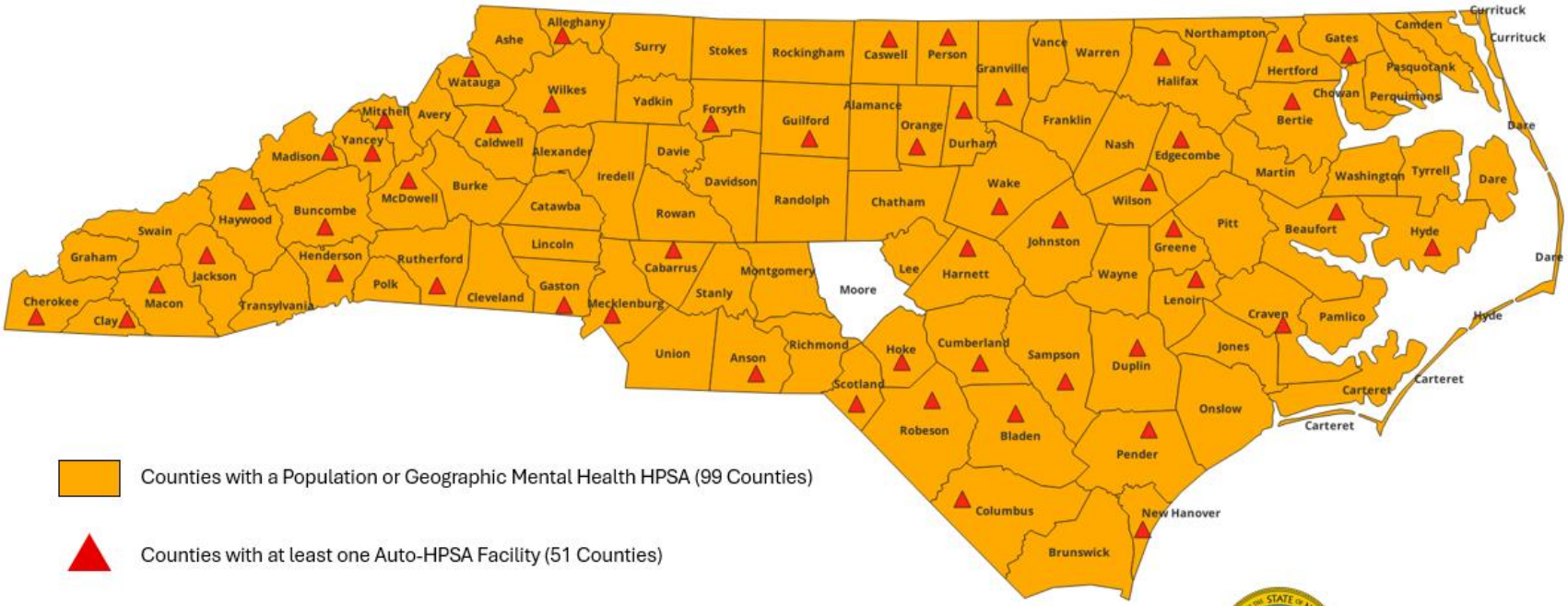

Disclaimers:

- ▲ Primary site only, does not include Correctional Facilities or Federally Qualified Health Center (FQHC) satellite sites
- ▭ Shortage area may be a whole county, a populate group or geographic area within a county
- Counties in white do not have a geographic or population HPSA designation. Those counties either do not meet the criteria for HPSA designation or have not been reviewed.

NC DEPARTMENT OF HEALTH AND HUMAN SERVICES
Office of Rural Health

Data as of May 1, 2026

North Carolina Office of Rural Health

Mental Health—Health Professional Shortage Areas (HPSA) Changes

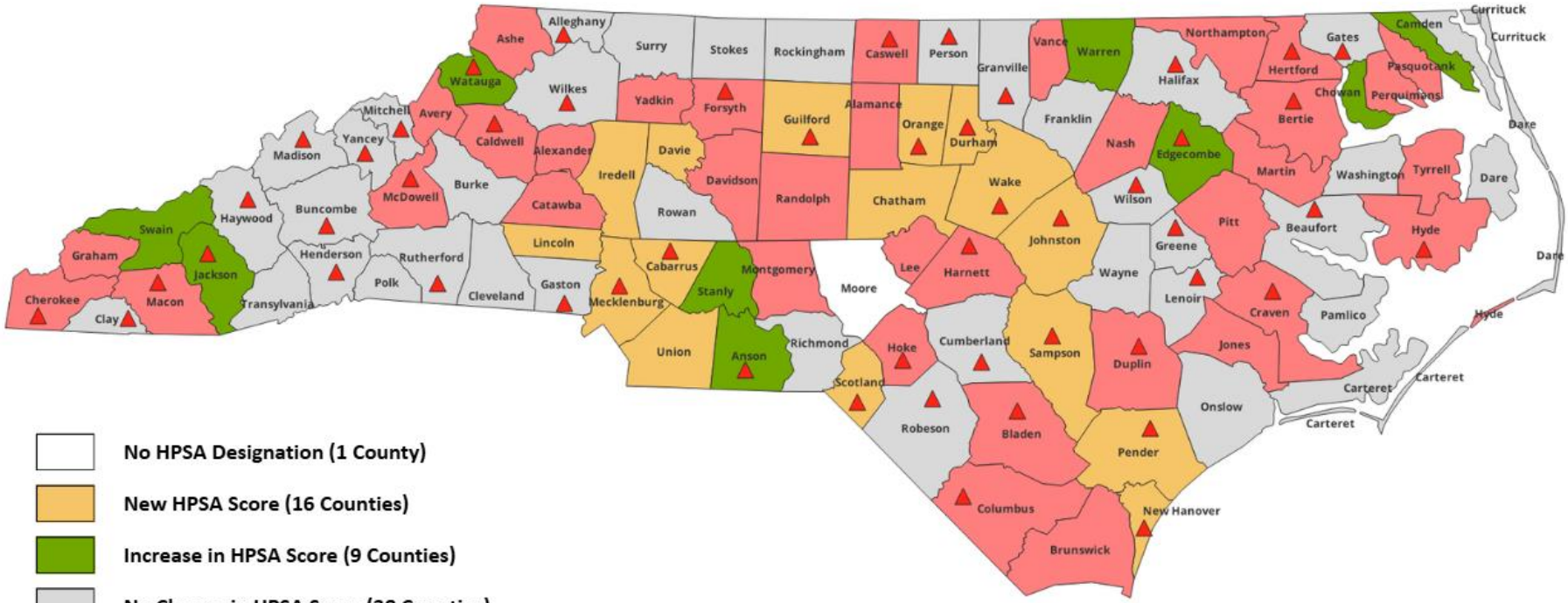

- No HPSA Designation (1 County)
- New HPSA Score (16 Counties)
- Increase in HPSA Score (9 Counties)
- No Change in HPSA Score (38 Counties)
- Decrease in HPSA Score (36 Counties)

▲ Counties with at least one Auto-HPSA Facility (51 Counties)

NC DEPARTMENT OF HEALTH AND HUMAN SERVICES
Office of Rural Health

Disclaimers:

- Primary site only, does not include Correctional Facilities or Federally Qualified Health Center (FQHC) satellite sites.
- Shortage area may be a whole county, a population group or a geographic area within a county.
- Counties in white do not have a geographic, population or partial HPSA designation. Those counties either do not meet the criteria for HPSA designation or have not been reviewed.

Data as of May 1, 2026

NC DEPARTMENT OF HEALTH AND HUMAN SERVICES

JOSH STEIN • Governor

DR. DEVDUTTA SANGVAI • Secretary

MARGARET L. SAUER MS, MHA • Director, Office of Rural Health

Appendix 8

Office of Rural Health (ORH) Guidelines for Health Professional Shortage Area (HPSA) Reviews and Applications

- Requests for HPSA reviews must originate in a North Carolina community and should be in the form of a written request signed by the person making the request and should name the geographic area to be reviewed, the HPSA category of interest (primary care, behavioral health, or dental), the program of interest that requires a HPSA designation (for example, National Health Service Corps (NHSC) educational loan forgiveness or scholar, Medicare bonus, CMS certified Rural Health Clinic, etc.), and a local contact person. The name, phone number and email address of the contact person should be included. Ideally, the local contact person should be familiar with the local providers in the category of interest and may be required to help gather or review the information needed to complete the HPSA application. Electronic request letters may be used if they include an electronic signature.

- HPSA are reviewed by written request and will be handled by the date the written request is received. Exceptions to this may be made by the Director of ORH when special circumstances exist.

- An applicant may apply for only one HPSA review at a time. If an applicant would like to apply for more than one area or facility to be reviewed, subsequent reviews will be queued one at a time after the initial or previous review has been completed and submitted to the federal Shortage Designation Branch (SDB). A written request (described above) is required for each individual HPSA review.

- There are four parts to the HPSA application process: collection of data, analysis of data, and application to the federal Shortage Designation Branch by ORH staff; an automatic 30-day waiting period for public comment by SDB; a primary review by SDB; and a secondary review by SDB. Only those applications determined to meet the federal HPSA designation criteria by ORH staff will be submitted to SDB.

- To comply with the memorandum of agreement with the NCDHHS Division of Medical Assistance (N.C. Medicaid), ORH's primary goal is to help recruit medical providers to improve access for Medicaid and other low-income patients. For example, ORH will typically prioritize a high scoring population-based HPSA over a low scoring geographic-based HPSA to help support existing NHSC approved loan repayment sites and those practices that intend to apply for NHSC site status. Conflicts of local interest sometimes happen because there are benefits to both HPSA types. Population-based HPSAs score higher on average than geographic-based HPSAs because population HPSAs are scored based on the high-need population, rather than the entire population in a geographic region. A higher HPSA score increases the chances that an approved site can obtain federal loan repayment for a health care provider. A high HPSA score is also required for NHSC scholar placement so that is typically the priority decision for ORH.

- ORH is required to update existing HPSAs every three years. All geographic and population HPSAs are cycled based on a scheduled update determined by the federal Bureau of Clinician Recruitment and Service (BCRS) and is called the National Shortage Designation Update (NSDU). Meeting this deadline is a requirement of ORH's cooperative agreement with BCRS. Completion of the NSDU will take priority over any new HPSA requests, when necessary, to meet this deadline.

- Reviews for the purpose of trying to achieve a higher score will not be considered during the first year after the last designation date. Reviews for rescores during the second year after the last designation date will be considered at the discretion of the Director of ORH based on evidence provided by the applicant of significant changes in the number of local providers in the category of interest. During the third year after the last designation date, reviews will be performed automatically as part of the annual review.

Last updated September 2026.