



North Carolina Mpox Vaccine Administration Summary	
Total Vaccinating Providers:	106
Total Doses Administered:	24,560
Total Persons Immunized:	14,466
One Dose:	5,448
Two Doses:	9,957

Total Number of Clients Vaccinated:

14,466

Sex	Number of Clients	Percentage
Female	1,120	7.06%
Male	12,348	86.51%
Missing & Unknown Sex	998	6.43%

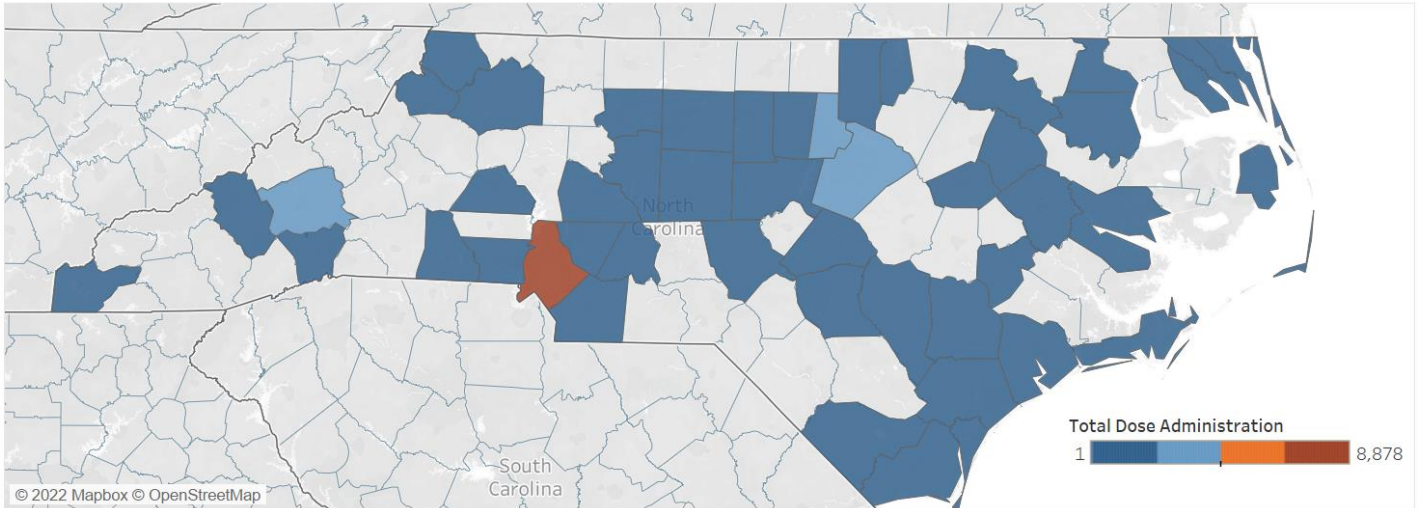
Age Breakdown1	Number of Clients	Percentage
0-17	47	0.32%
18-29	3,715	25.68%
30-49	6,952	48.06%
50+	3,815	26.37%

Race	Number of Clients	Percentage
Asian	472	3.26%
White	8,799	60.83%
American Indian/Alaska Native	87	0.60%
Black/African-American	3,939	27.23%
Missing/Unknown	1,141	7.89%
Native Hawaiian/Other Pacific Islander	28	0.19%

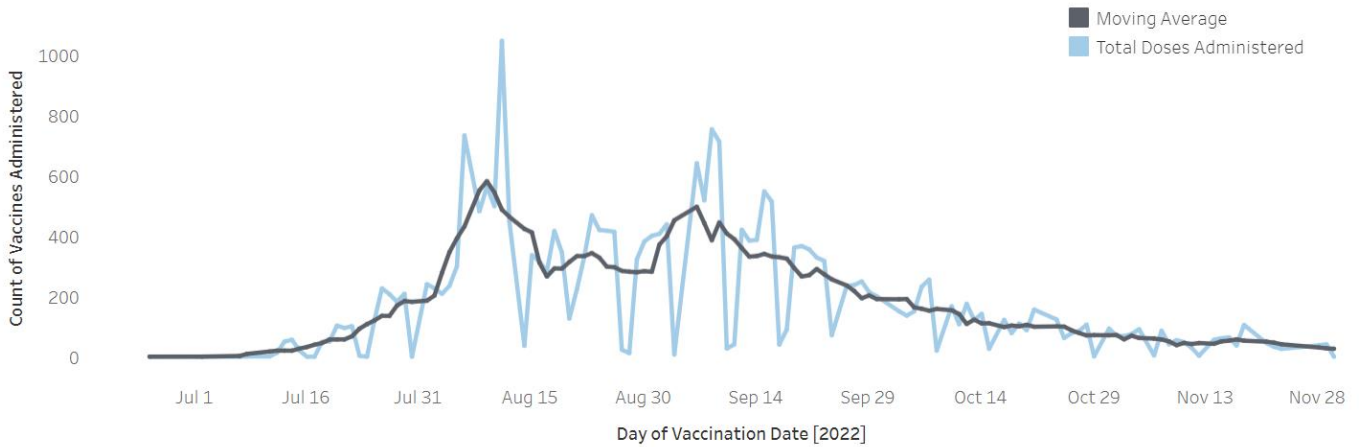
Ethnicity	Number of Clients	Percentage
Hispanic or Latino	1,444	9.98%
Not Hispanic or Latino	12,407	85.77%
Missing & Unknown Ethnicity	615	4.25%

NC DEPARTMENT OF HEALTH AND HUMAN SERVICES

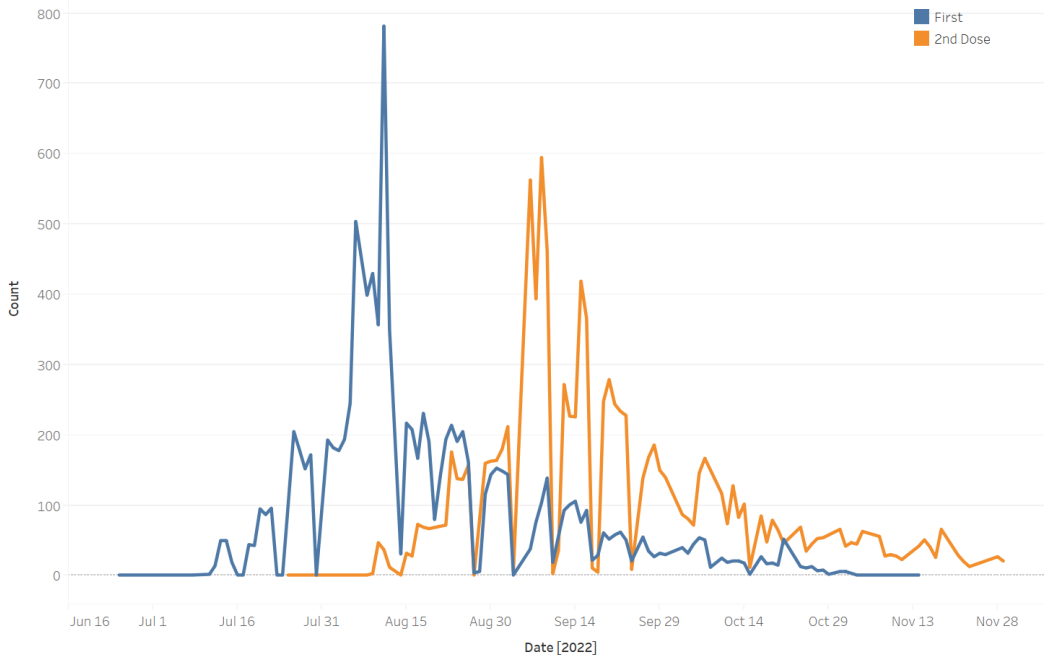
Doses Administered by County



Doses Administered by Date



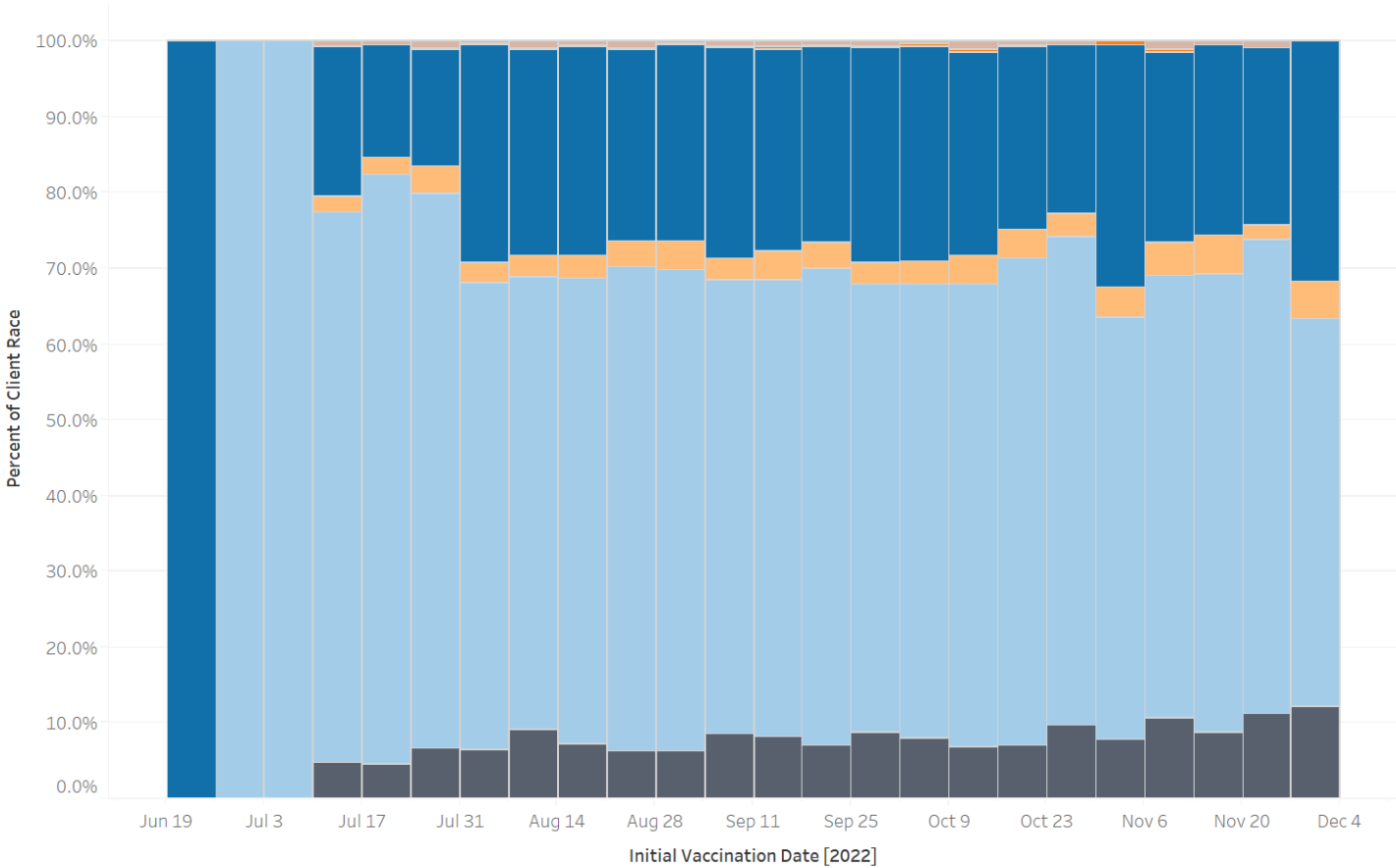
Doses Administered by Dose Number



- Race Categories**
- American Indian/Alaska Native
 - Native Hawaiian/Other Pacific Islander
 - Black/African-American
 - Asian
 - White
 - Missing/Unknown

Race Demographic Data Over Time

Use this dashboard to observe the trends in client race over time



NC DEPARTMENT OF HEALTH AND HUMAN SERVICES

Doses Administered by County

NC Counties

Alamance	32
Ashe	1
Beaufort	21
Bertie	5
Brunswick	12
Buncombe	2,322
Cabarrus	66
Camden	6
Carteret	28
Catawba	153
Chatham	16
Cherokee	2
Cleveland	8
Columbus	9
Cumberland	373
Currituck	1
Dare	38
Davidson	29
Duplin	8
Durham	3,387
Edgecombe	28
Forsyth	1,313
Gaston	168
Granville	9
Guilford	839
Halifax	5
Harnett	12
Haywood	39
Henderson	169
Hertford	24
Lenoir	1
Mecklenburg	8,810
Moore	39
New Hanover	735
Onslow	80
Orange	631
Pasquotank	27
Pender	9
Pitt	429
Randolph	23
Rowan	97
Sampson	3
Stanly	9
Union	57
Vance	20
Wake	4,213
Watauga	46
Wilkes	8
Wilson	106

**Based on data available in the North Carolina Immunization Registry as of 11/30/2022.*