

North Carolina Department of Health and Human Services
Division of Mental Health, Developmental Disabilities and Substance Abuse Services

NC-TOPPS

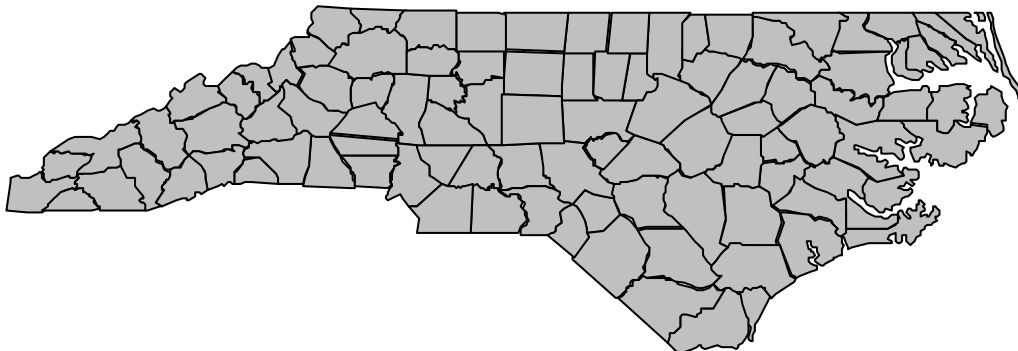
North Carolina Treatment Outcomes and Program Performance System

**Adult Mental Health Consumers:
Statewide**

Initial Interviews

July 1, 2007 through June 30, 2008

This report includes consumers receiving only for mental health services, and those receiving both mental health and substance abuse services.



Data Collected By: Center for Urban Affairs and Community Services (CUACS)
NC State University

Report Produced By: Institute for Community-Based Research
National Development & Research Institutes, Inc. (NDRI)

Prepared For: Quality Management Team
Community Policy Management Section
DMH/DD/SAS
NC DHHS

July 2008



Introduction

This type of report is available to Local Management Entities, providers and the NC Division of Mental Health, Developmental Disabilities and Substance Abuse Services on data gathered for mental health consumers through the North Carolina Treatment Outcomes and Program Performance System (NC-TOPPS). It provides information gathered through the online NC-TOPPS Initial Interview and includes six pages of charts, tables and text information on mental health consumers' demographic characteristics, symptoms, behaviors and activities, service needs, supports and barriers, family and housing issues and outcome measures collected through an interview with the consumer at the beginning of their treatment. It should be noted that not every data element or response category on the NC-TOPPS Initial Interview is displayed in this report.

Please note that the charts and tables may not always match online queries that you may conduct. The data used in these reports will not necessarily reflect the same points in time. In addition, NDRI who produces these reports cleans the data and removes apparent duplicates prior to preparing the tables and charts.

Additional information about NC-TOPPS and printable version of the interviews are available at <http://www.ncdhhs.gov/mhddsas/nc-topp/>

General Information on Interpreting Tables

- Types of Statistics**
- ▶ A count shows the actual number (often designated by the letter “n”) of clients.
 - ▶ A percentage is the number of clients with a characteristic or behavior divided by all the clients in the group of interest multiplied by 100. Percentages will be designated with a % sign next to the number.
 - ▶ An average is the sum of a set of numbers divided by the number of numbers in the set. When a number in a cell is an average, the word average will appear in the row descriptor.
 - ▶ A median is the middle number in a set of numbers, arranged from lowest to highest. For example, the median for the following numbers: 9, 12, 12, 15, 17, 20, **22**, 23, 25, 28, 31, 35, 62 is the bolded number, 22. Medians are important measures of central tendency, especially when a mean may be skewed by a very high or very low value. When a number in a cell is a median, the word median will appear in the row descriptor.
- Missing Data** For many of the NC-TOPPS forms received, a particular item or question may have been left blank. In calculating the means, medians, and percentages in cells of questionnaire items, this missing data is excluded from the calculation. For example, program X may have submitted 50 assessments but in 2 of the assessments, gender was left blank. When the percent of males is calculated, the 25 males are shown as 52% (25/48*100).
- Denominator** The denominator for nearly all percentages is the number of cases shown on the bottom left of the page minus item missing data. All exceptions to this general rule are **specifically noted** with appropriate text in the graphic or table. This text will state which group is included or excluded from the denominator, such as "of those in the labor force" or "of those with children."
- Multiple Response** “Multiple response” indicates a “mark all that apply” type question in which more than one response to a question is allowed. The total of responses may add to greater than 100%. Examples are health insurance or target population. This is in contrast to items such as gender where only a single response is allowed.
- Definitions of terms** The appendix at the end of the report gives definitions of acronyms, abbreviations, and other terms used in this report.

Special notes:

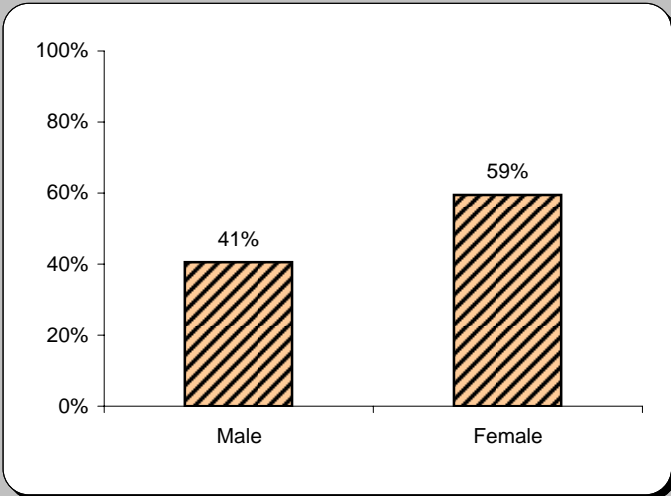


**Initial Assessments Received July 1, 2007 through June 30, 2008
Adult Mental Health Consumers
Statewide**

This table shows the number of consumers in this report by LME.

LME	Number
Alamance-Caswell-Rockingham	482
Albemarle	1,985
Beacon Center	516
Catawba (Mental Health Partners)	773
CenterPoint	1,120
Crossroads	1,453
Cumberland	1,328
Durham Center	1,410
East Carolina Behavioral Health	1,707
Eastpointe	1,782
Five County	1,249
Foothills	586
Guilford	1,514
Johnston	936
Mecklenburg	1,659
Onslow-Carteret	1,339
Orange-Person-Chatham	453
Pathways	1,877
Piedmont (PBH)	1,009
Sandhills	1,133
Smoky Mountain Center	1,357
Southeastern Center	1,386
Southeastern Regional	2,424
Wake	1,172
Western Highlands	2,164
Total	32,814

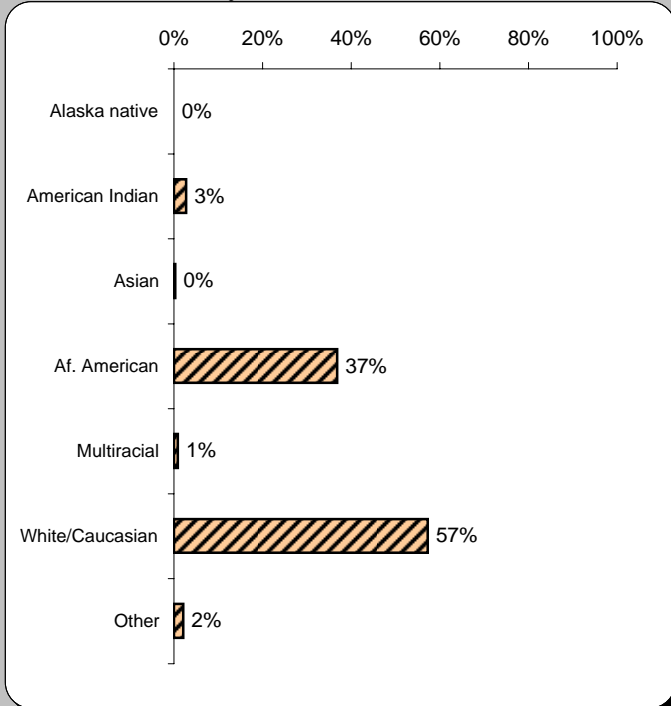
1-1: Gender



1-2: Hispanic Origin

Of the Statewide consumers, 3% indicate that they are of Hispanic, Latino, or Spanish origin.

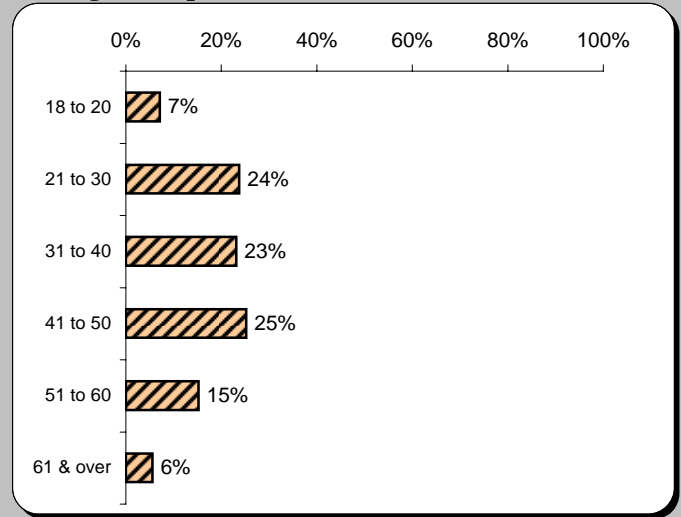
1-3: Race/Ethnicity



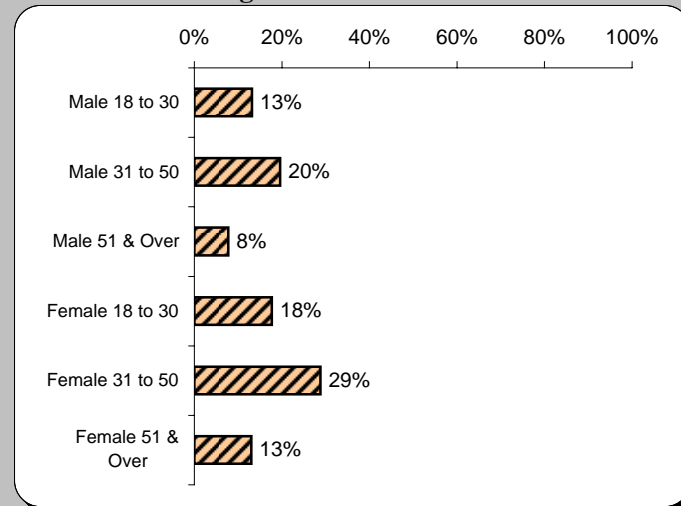
1-4: Legal Guardian and Designated Payee

Has designated payee	14%
Has legal guardian	6%

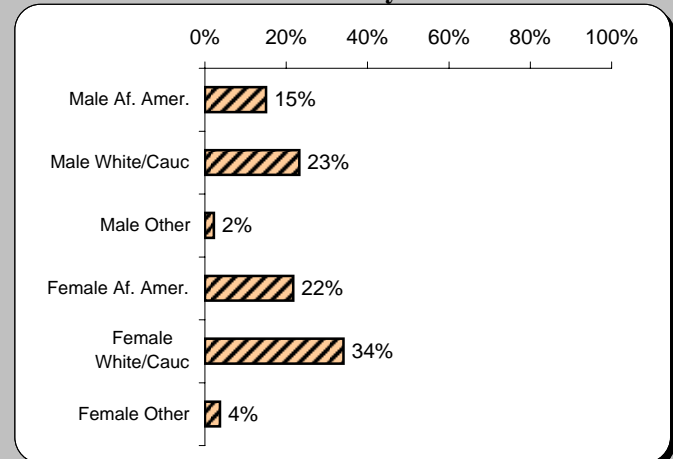
1-5: Age Group



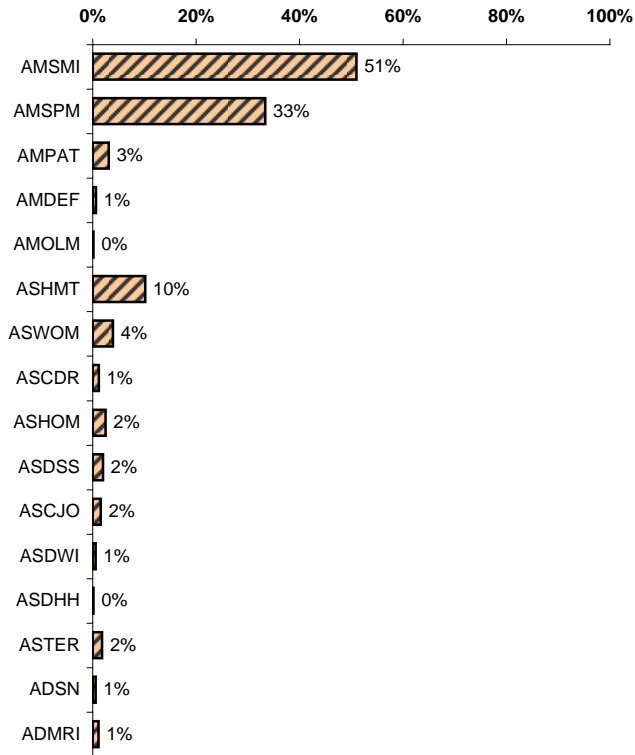
1-6: Gender and Age



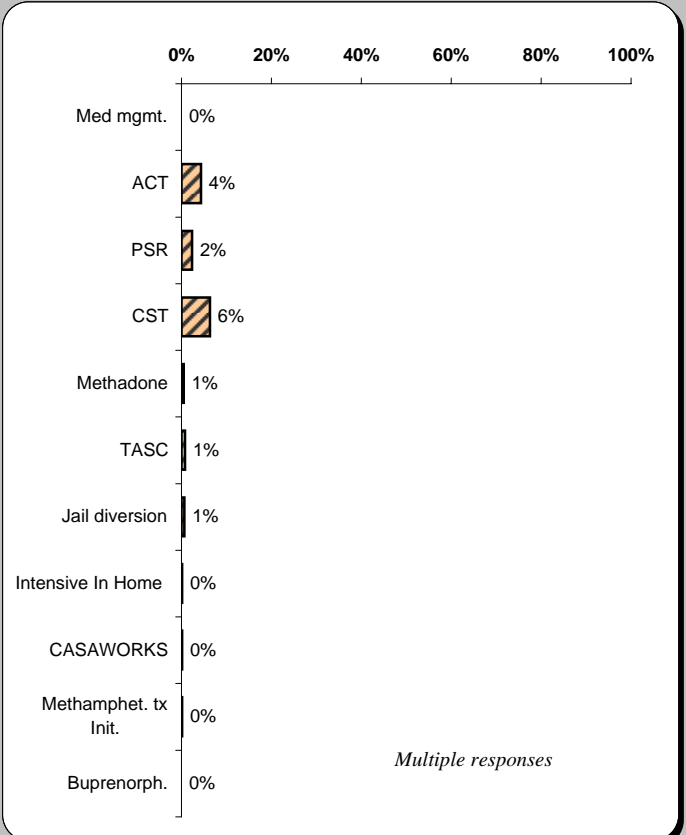
1-7: Gender and Race/Ethnicity



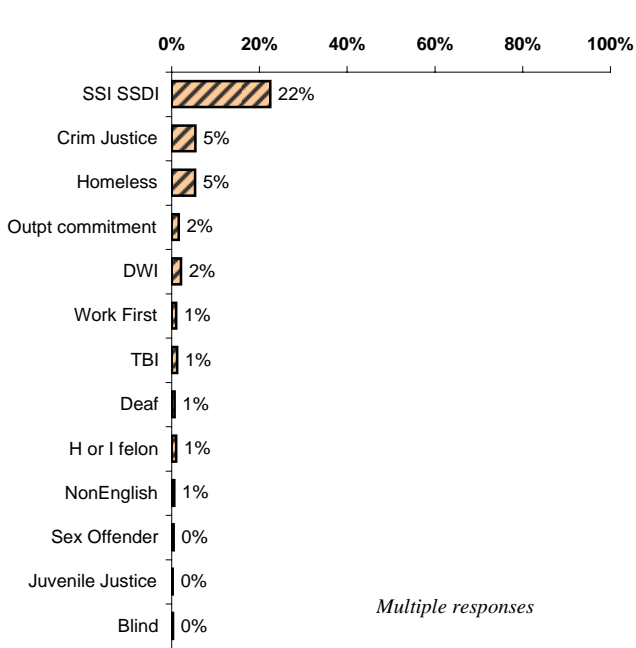
2-1: IPRS Target Populations



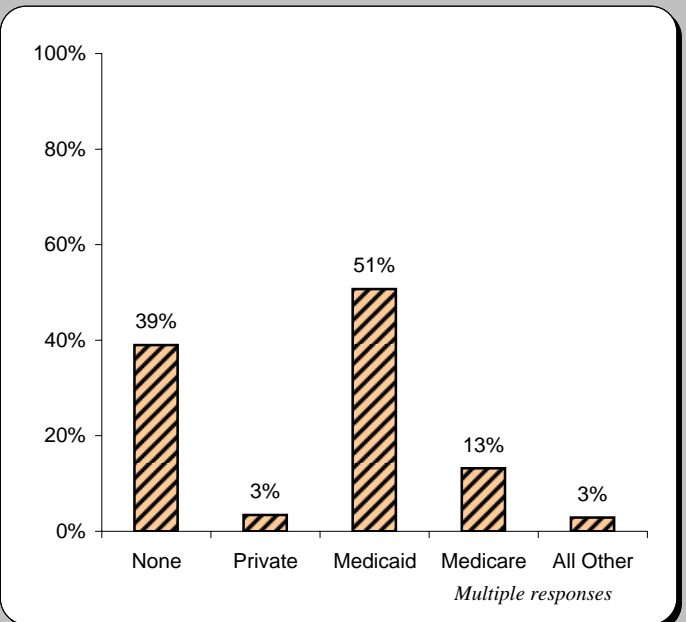
2-3: Special Programs



2-2: Special Populations



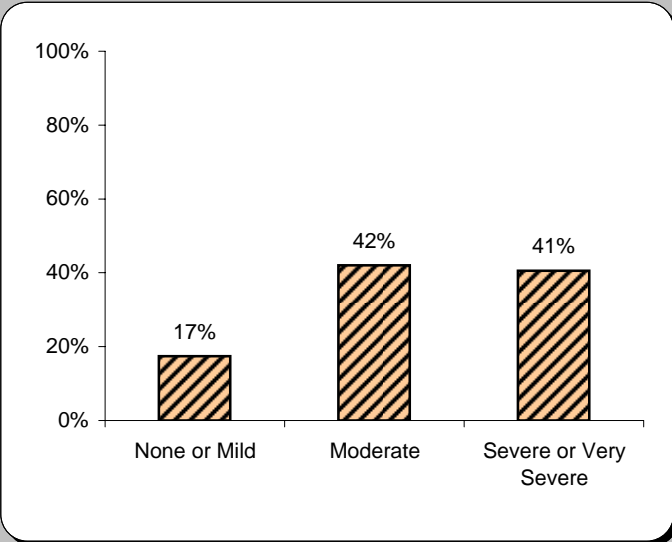
2-4: Health Insurance



Note: Refer to appendix for acronym definitions for all charts on this page.

Number of Initial Interviews: Statewide = 32,814

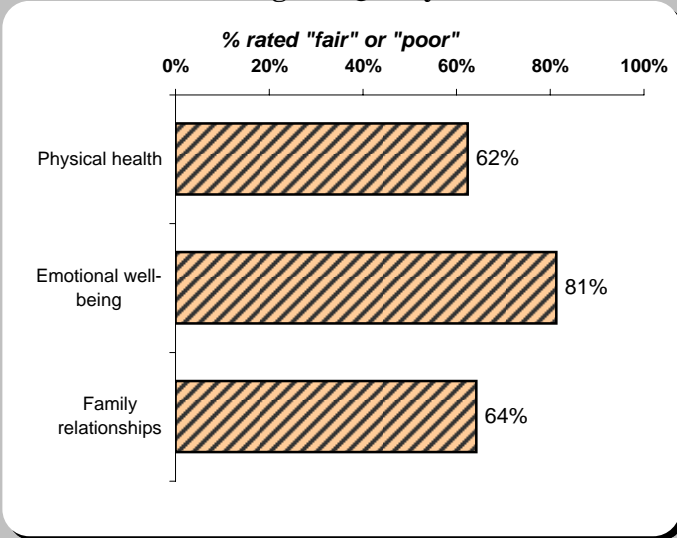
3-1: Severity of Mental Health Symptoms, Past Month



3-2: General Assessment of Functioning (GAF)

Among Statewide consumers, the average GAF score was 44.5 and the median score was 45.

3-3: Consumer Ratings on Quality of Life



3-4: Experienced Violence

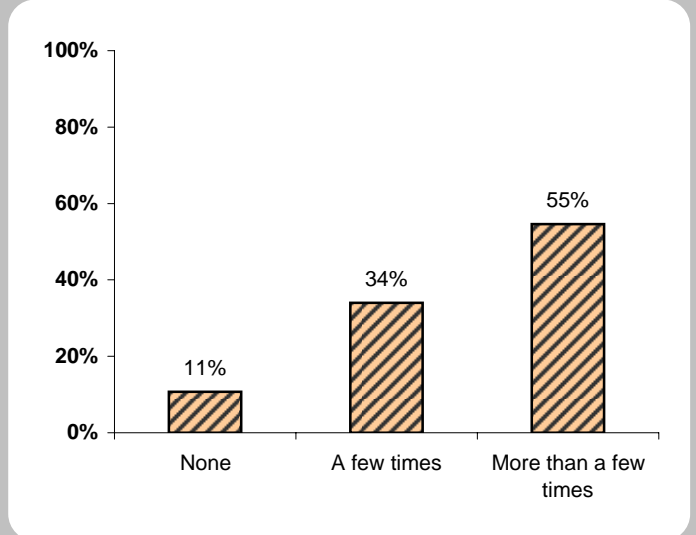
Category	Percentage
Physical violence, past 3 months	10%
Sexual violence, ever	20%
Sexual violence, past 3 months	1%

3-5: DSM-IV Diagnoses

Diagnostic Category	%
Major Depression	44%
Schizophrenia	20%
Bipolar disorder	22%
Anxiety disorder	16%
PTSD	10%
Personality disorder	6%
Alcohol Abuse	5%
Alcohol Dependence	10%
Drug Abuse	7%
Drug Dependence	15%

* Only most commonly diagnosed conditions shown.

3-6: How Often Problems Interfere with Work, School, or Other Daily Activities, Past 3 Months



3-7: Lifetime Suicide Attempts

33% of Statewide consumers have attempted suicide at least once during their lifetime.

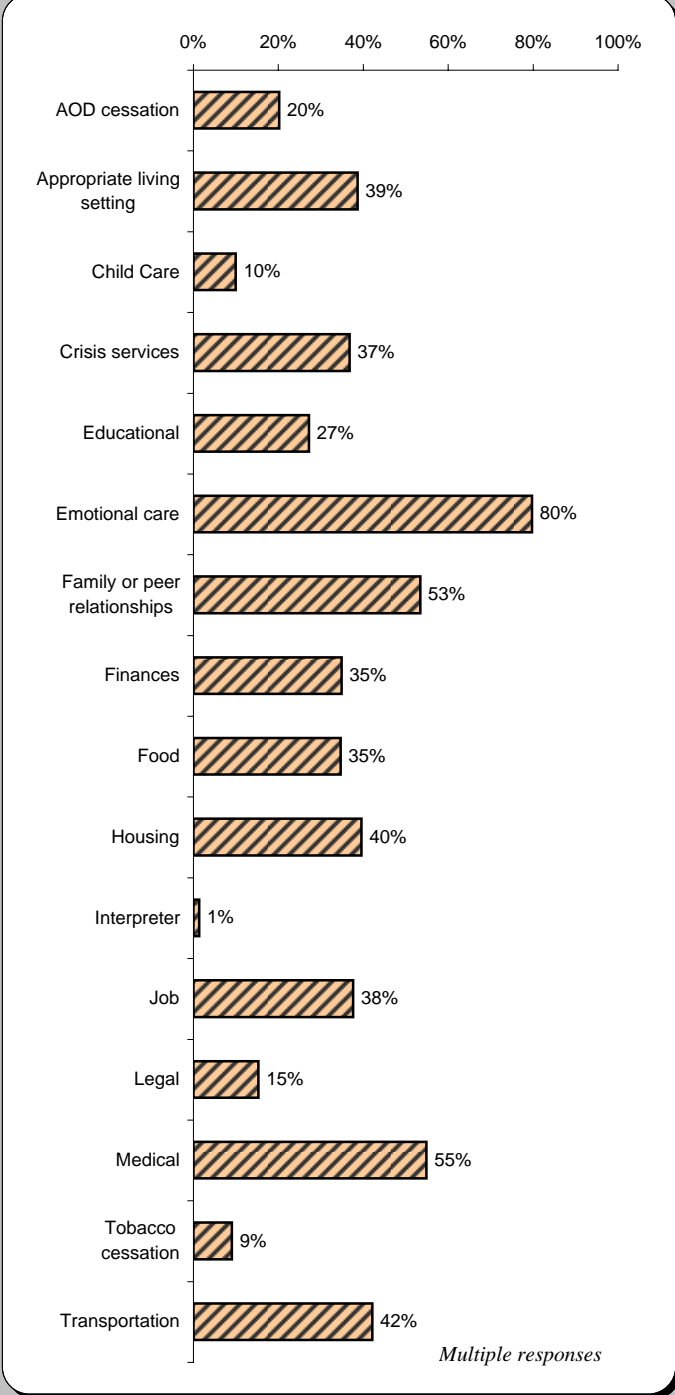
3-8: Behavior Problems and Symptoms Expressed, Past 3 Months

Category	%
Suicidal thoughts	37%
Tried to hurt or cause self pain	11%
Risky sexual activity	5%
Hit/physically hurt another person	10%

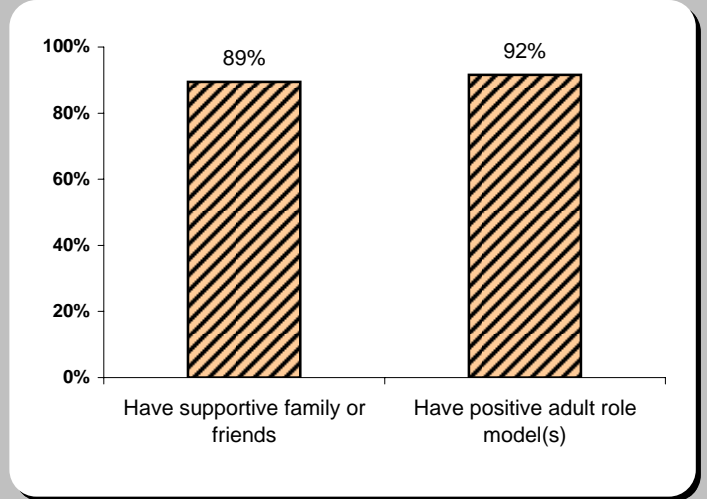
4-1: Public or Private Health Care Provider

Among Statewide consumers, 64% report that they have a health care provider and 60% have seen their provider within the past year.

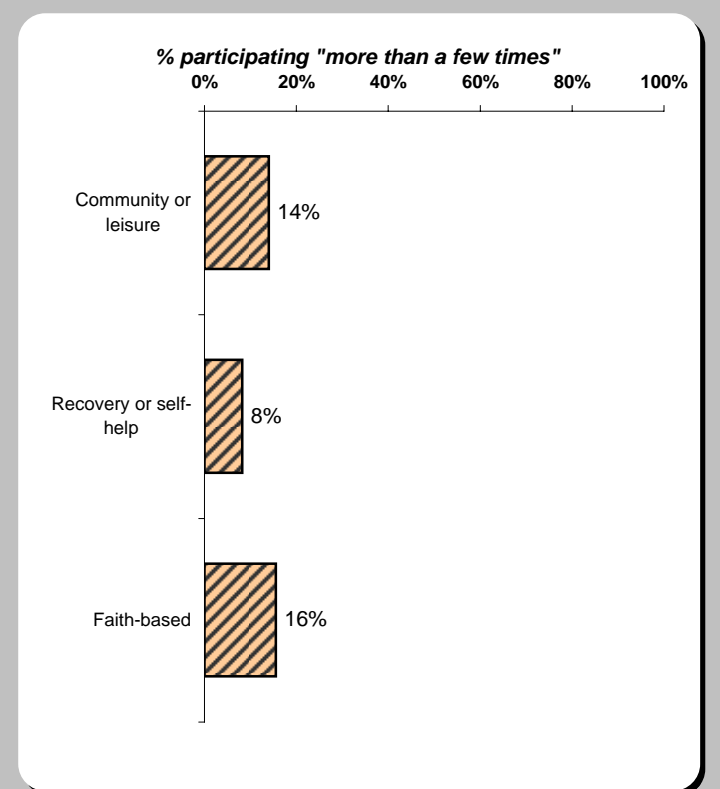
4-2: Service Needs Rated "Very Important"



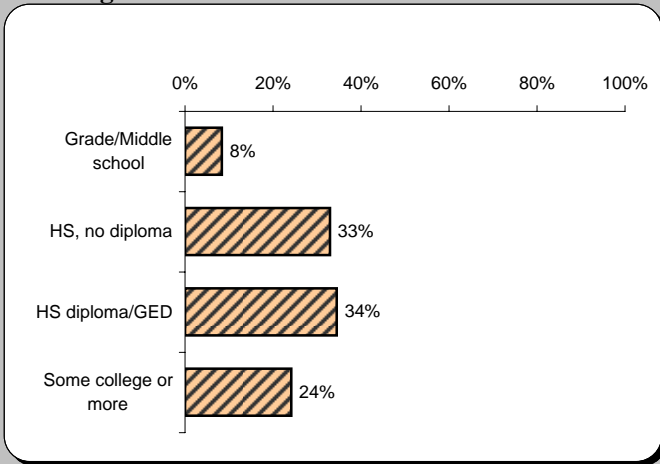
4-3: Support for Recovery



4-4: Consumer Participation in Positive Activities, Past 3 Months



5-1: Highest Educational Achievement



5-2: Marital Status

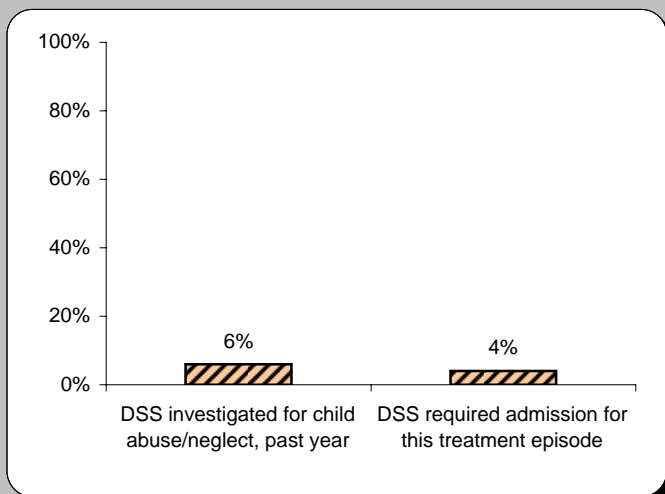
Never married	46%
Married or living as	18%
Divorced/Widowed/Separated	35%

5-3: Children Under 18

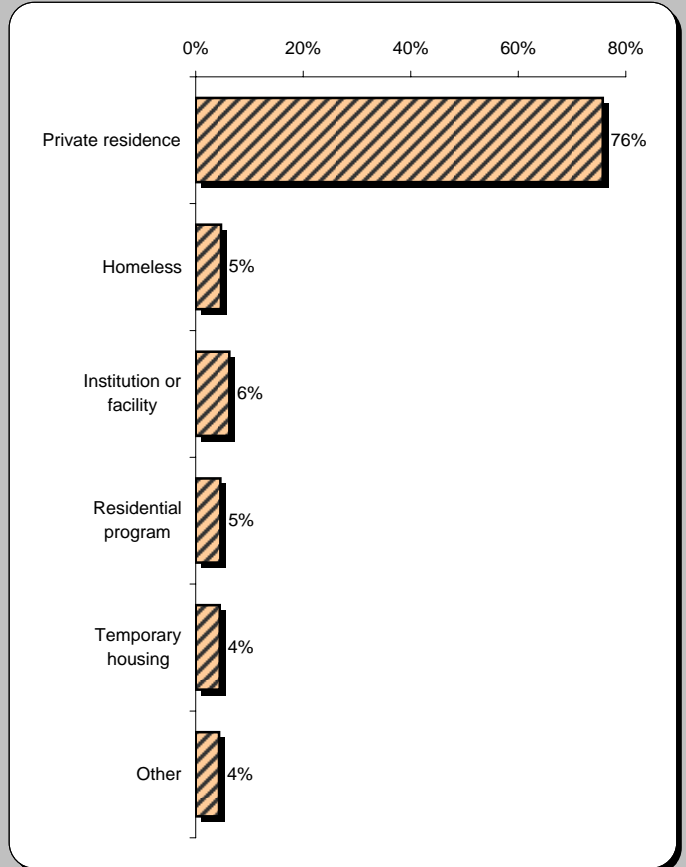
37% of Statewide consumers have children under age 18.

Of those with children...	
Have custody of all children	58%
Have custody of some children	9%
Have custody of none of children	33%

5-4: DSS Involvement



5-5: Where Lived



Note: Of Statewide homeless consumers, 980 were in shelters and 551 were not in shelters.

5-6: Times Moved Residences in the Past Year

No moves	55%
Moved once	24%
Moved two or more times	21%

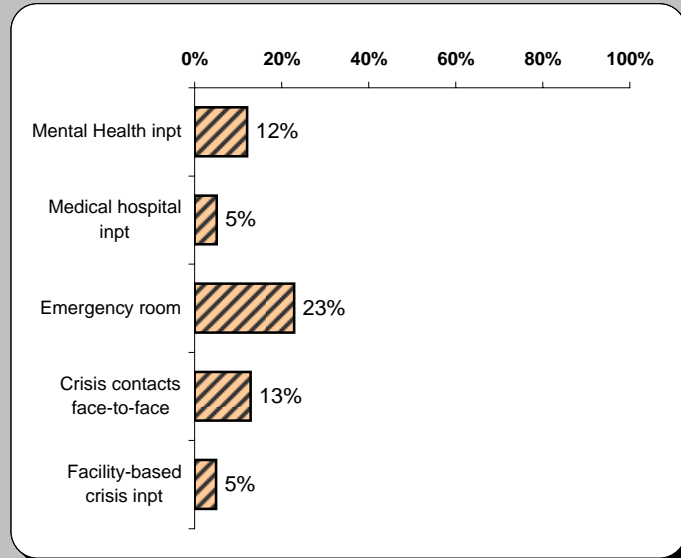
5-7: Pregnancy Status

Number currently pregnant	450
Number uncertain about pregnancy status	223
Number in first trimester	133
Number in second trimester	158
Number in third trimester	132

Note: Numbers may not add, due to missing data.

6-1: Lifetime Admission for Inpatient Mental Health
 41% of Statewide consumers have had inpatient mental health admissions.

6-2: Health Care: Types of Services Received in the Past 3 Months



6-3: Employment, Past 3 Months

52% of Statewide consumers are in the labor force meaning that they are working, or unemployed and looking for work.

Of those in the labor force...	
Employed full-time	19%
Employed part-time	19%
Unemployed (seeking work)	62%
Of those working...	
Supported employment	10%
Transitional employment	7%

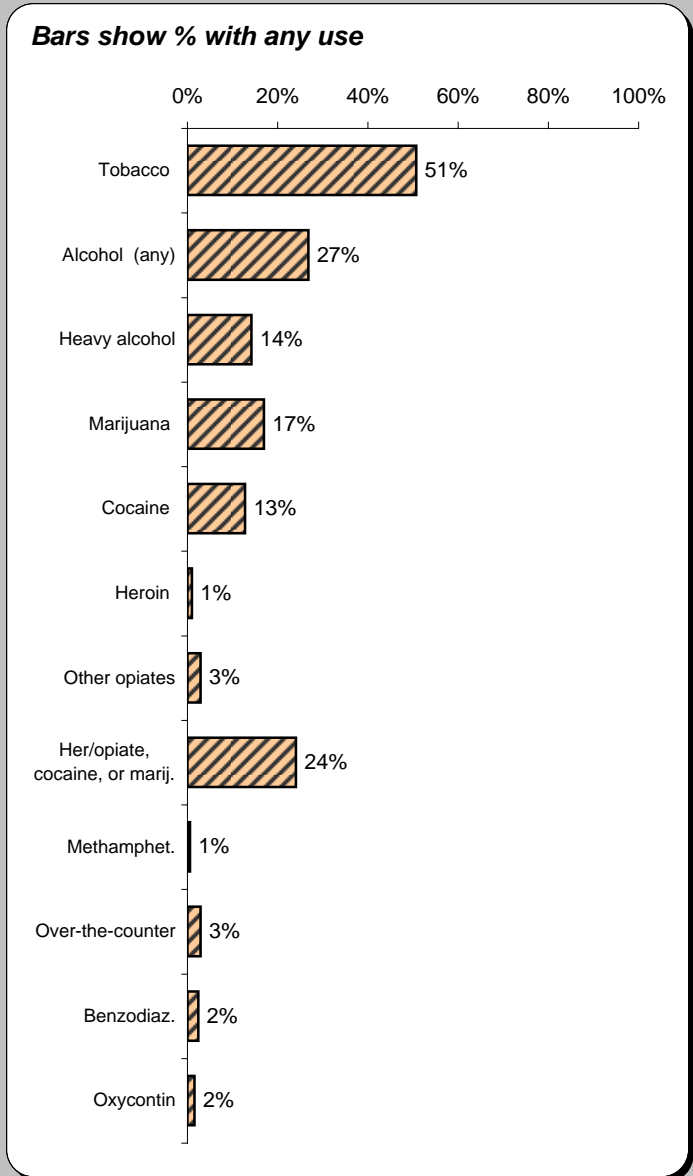
6-4: Arrests Past Month

Arrests Past Month	
Any Arrest	4%
Misdemeanor Arrest	3%
Felony arrest	1%

6-5: Justice System Involvement

9% of Statewide consumers were under correctional supervision at admission. The court or criminal justice system required treatment for 5%.

6-6: Self-Report Substance Use, Past 12 Months



6-7: Cigarette Smoking

Overall, 49% of Statewide consumers report that they smoked cigarettes in the past month and 23% smoked a pack a day or more.



Appendix Adult Mental Health Acronyms and Abbreviations

Acronym or Term	Definition
ACT	Assertive Community Treatment
ADMRI	Target population: Adult with both mental retardation and mental illness
ADSN	Target population: Adult with Developmental Disability
Af American	African American
AMDEF	Target population: Adult MH consumer who is deaf or hard of hearing
AMOLM	Target population: Adult MH consumer receiving Olmstead services
AMPAT	Target population: Adult MH consumer who is homeless (PATH program)
AMSMI	Target population: Adult with serious mental illness
AMSPM	Target population: Adult with serious and persistent mental illness
AOD	Alcohol or other drugs
ASCDR	Target population: Adult injection drug user at risk for communicable disease
ASCJO	Target population: Adult SA consumer who is a criminal justice offender
ASDHH	Target population: Adult SA consumer who is deaf or hard of hearing
ASDSS	Target population: Adult SA consumer who is involved with DSS
ASDWI	Target population: Adult SA consumer who is receiving DWI offender treatment
ASHMT	Target population: Adult with a chronic substance abuse disorder
ASHOM	Target population: Adult SA consumer who is homeless
ASWOM	Target population: Adult SA consumer who is pregnant or has dependent children
Benzodiaz.	Benzodiazepine(s)
Buprenorph.	Buprenorphine
CASAWORKS	Residential program initiative designed to help substance-abusing women
Cauc.	Caucasian
Crim. Justice or CJ	Criminal Justice
CST	Community support team
Detox	Detoxification
DSM	Diagnostic and Statistical Manual (Edition IV)
DSS	Division of Social Services
DWI	Driving while Impaired
GED	General Education Diploma (High School Equivalency)
H or I felon	Class H or I felon (controlled substance) who applied for food stamps
Her	Heroin
HS	High School
IDU	Injection drug use(r)
Marij.	Marijuana
Med. Mgmt.	Psychiatric medication management services
Methamphet.	Methamphetamine(s)
Methamphet. Tx. Initiat.	Methamphetamine Treatment Initiative program
MH	Mental Health
Outpt. Commitment	Outpatient Commitment
PSR	Psychosocial rehabilitation
PTSD	Post-traumatic Stress disorder
SA	Substance Abuse
SSI/SSDI	Supplemental Security Income or Social Security Disability Insurance
TASC	Treatment Accountability for Safer Communities
TBI	Traumatic brain injury
Work First	DSS program for temporary assistance to needy families