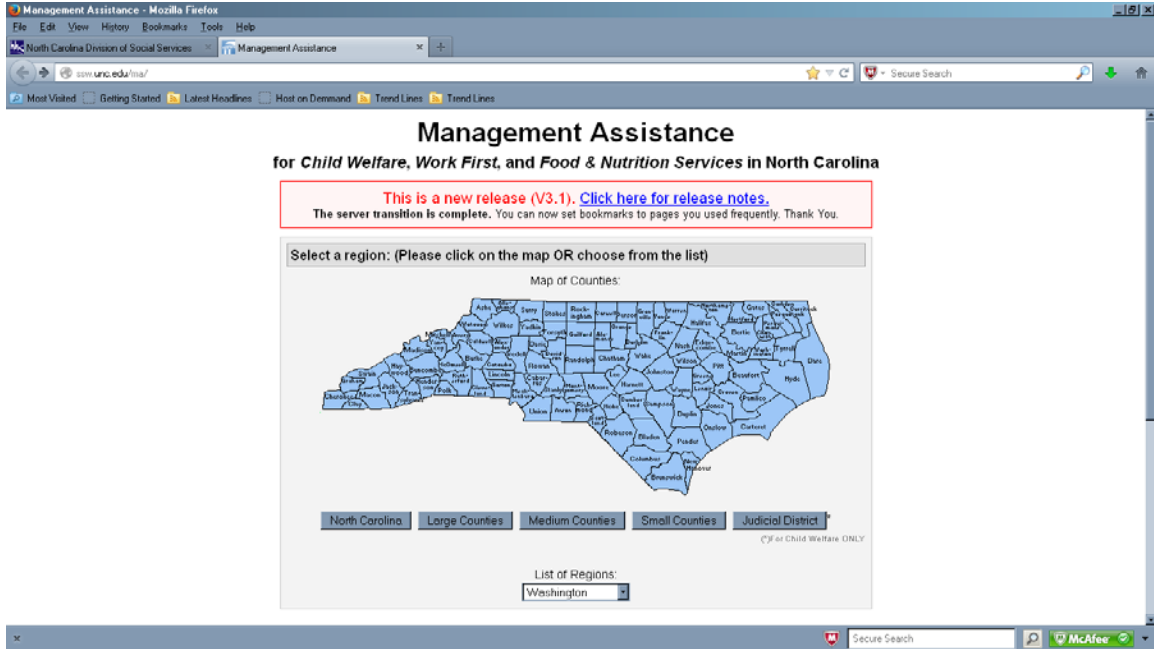


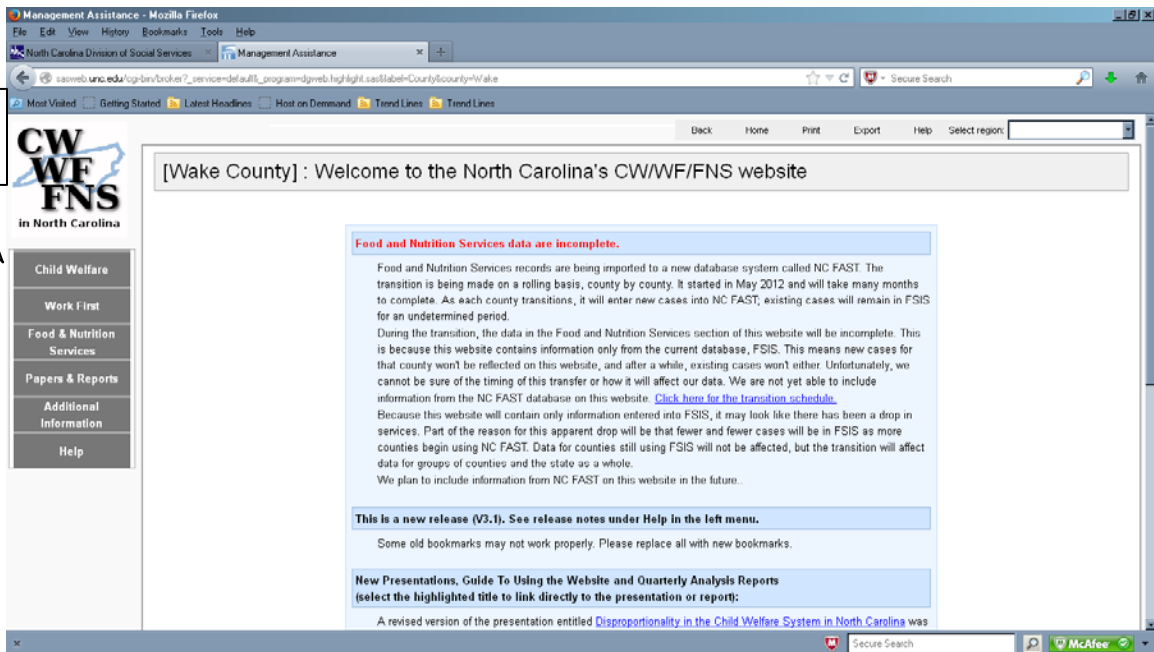
Instructions for Accessing the Reaching for Excellence and Accountability in Practice (REAP) data dashboards

Navigate to <http://ssw.unc.edu/ma/>



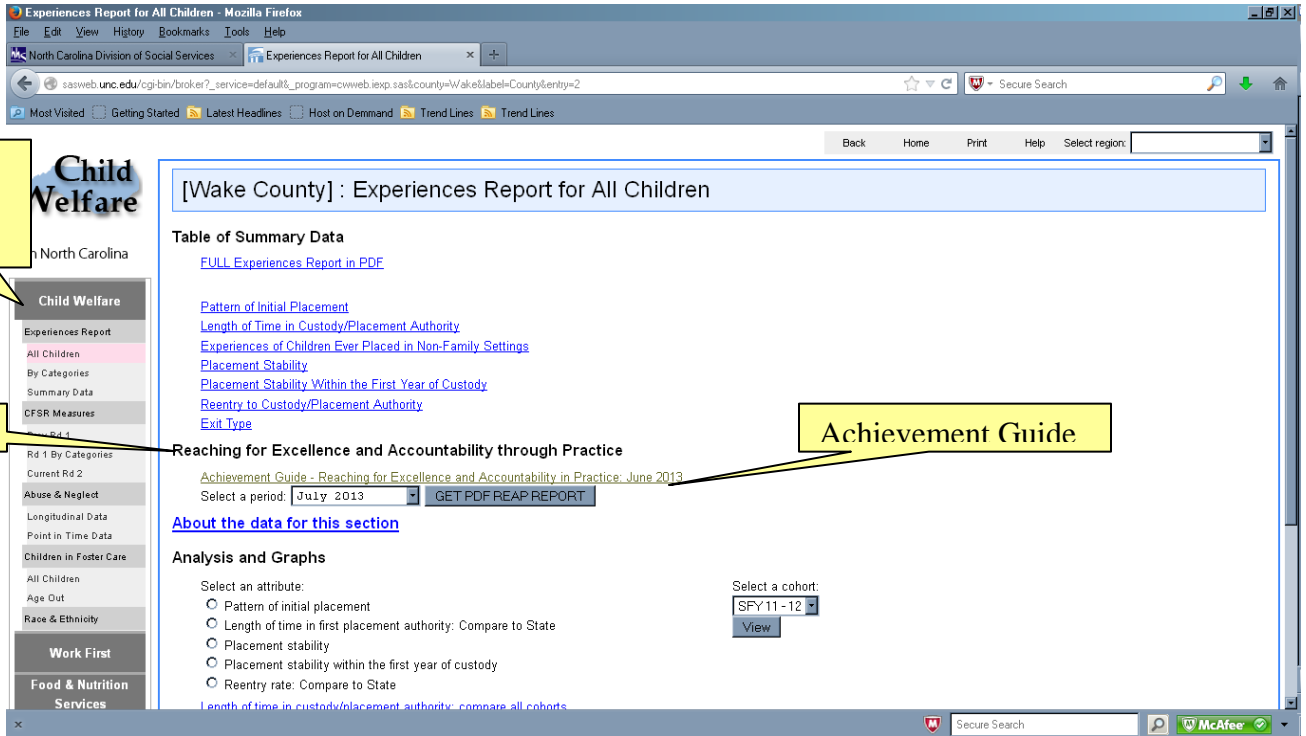
From this map you can click on any county of interest and the following screen will appear:

Child Welfare



In the upper left hand corner there is a tab for Child Welfare and when clicked on a drop down menu appears.

- On the drop down menu click “Experiences Report”



- Mid screen there is a section “Reaching for Excellence and Accountability in Practice”

Here you will see the link for the Achievement Guide that was described earlier. When you click on this you will be directed to the guide. Under the Achievement Guide there is a prompt to select a time period and once selected, click on “GET PDF RPORT” and the “data dashboard” will appear.

	FY2013 (FY12)	100% State Goal	Wake County's Most Recent Performance
Child Welfare			
1. Annual state foster care rate (including reentries, deaths, and surrenders) (2011 CW Staffing Survey)	10.0%	21.00%	10.47%
2. Child welfare staffing gap or surplus (2011 CW Staffing Survey)		None	None
3. Increase in the annual percent of supervisory positions in child welfare supervision			
4. Increase in the annual percent of managers certified in child welfare supervision			
Core Child Welfare Achievements			
Prevention			
1. Annual rate of reports of child maltreatment per 1,000 children (CFY 2013)		40.34	28.29
2. Annual rate of child maltreatment per 1,000 children (CFY 2012)			44.82
Child Protection Services			
1. Annual % of maltreated children who are not repeat victims of indicated maltreatment (2012 Q2 - 2013 Q1)	94.6%	93.72%	92.96%
2. Annual % of CPS reports screened and (2011 CW Staffing Survey)		33.24%	34.92%
3. Annual % of children who enter foster care who are non-revoked (FY 2013)		43.03%	43.43%

Please note that at present on the website REAP pilot counties (Craven, Cumberland, Hoke, Pender, Scotland, Union and Wilson) have access to all reports produced since February 2011, all other counties start July 2013.

Data dashboard reports will be updated by the 15th of each month. Should questions arise about the data presented on the dashboard please review the Achievement Guide as the first resource. Additional assistance may be obtained by contacting a Children Program Representative or the TA Help desk at (919) 527-6340.