

North Carolina Farmworker Health Program

2020 Profile (Data from State Fiscal Year 2020 and current as of 06/30/2020 unless otherwise indicated)

Grant Facts*

\$4.5M

Total federal (HRSA) available grant funding

37

Full-time equivalent health care professionals supported through grant funds

8,029*†

Patients served

\$339

Average annual contribution by ORH per patient

Performance Measures*†



43%

Patients with well controlled diabetes, as evidenced by A1c levels ≤ 9



44%

Patients with well controlled hypertension, as evidenced by blood pressure levels ≤ 140/90



63%

Patients screened for obesity through Body Mass Index (BMI) testing and follow up plan if abnormal



81%

Patients screened for tobacco cessation and treatment

*Grantee reported measures were impacted by the COVID-19 Pandemic in the 2020 Calendar Year

†Performance Measures data from Calendar Year 2020 ending 12/31/2020

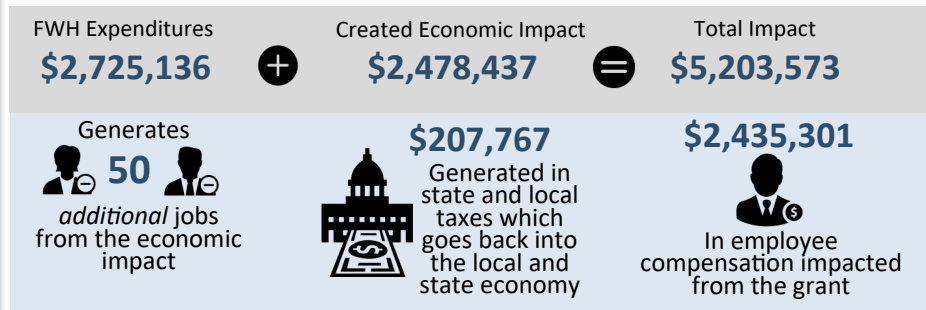
Did You Know? Agriculture is a \$70-billion-a-year industry in North Carolina, and is dependent on a healthy workforce. Farm labor ranks as one of the top three most dangerous occupations in the United States. Farmworker populations are traditionally underserved because of barriers to care, including transportation, language, cost and isolation. The North Carolina Farmworker Health Program (NCFHP) works to improve the health of migrant and seasonal farmworkers and their families by providing funding, training and technical assistance to a statewide network of outreach and health care providers. NCFHP is primarily federally funded, and is administered by the Office of Rural Health (ORH).

Program Achievements:

NCFHP contracts with 9 service delivery sites and has four additional grant supported partners. In CY 2020 NCFHP served 8,029 men, women, and children from farmworker families. In 2020 NCFHP outreach workers reached 4,102 individuals from farmworker families with pesticide exposure education and 4,275 farmworkers with heat illness education.

Return On Investment and Economic Impact

Source: IMPLAN*



Each FWH grant dollar has a total economic impact of

\$1.91



*Data from SFY 2020. Economic impact is estimated to be much greater because improved health outcomes can lead to fewer missed work days, reduced health care costs, and reduced premature morbidity and mortality. Some expenses such as out of state purchases, overhead, and rollover payments are not captured for ROI and economic impact.

Behavioral Health Services

In 2020 NCFHP behavioral health services were provided by mental health providers at 4 contract sites.

88

Total patients served by mental health providers at all sites

285

Total number of encounters by mental health providers at all sites



3.2

Average number of behavioral health encounters per patient





North Carolina Farmworker Health Program

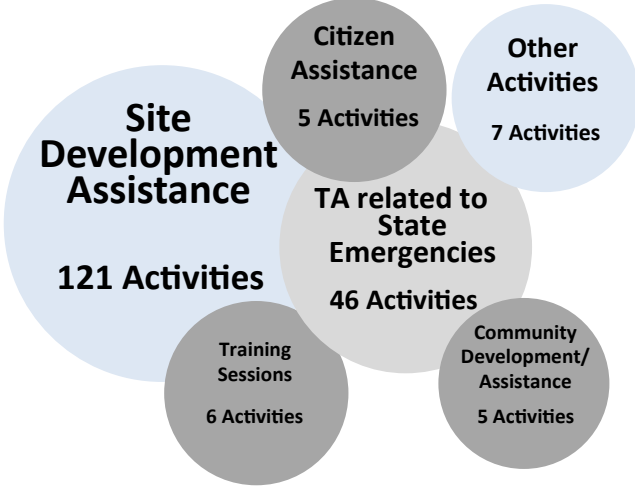
2020 Profile (Data from State Fiscal Year 2020 and current as of 06/30/2020 unless otherwise indicated)



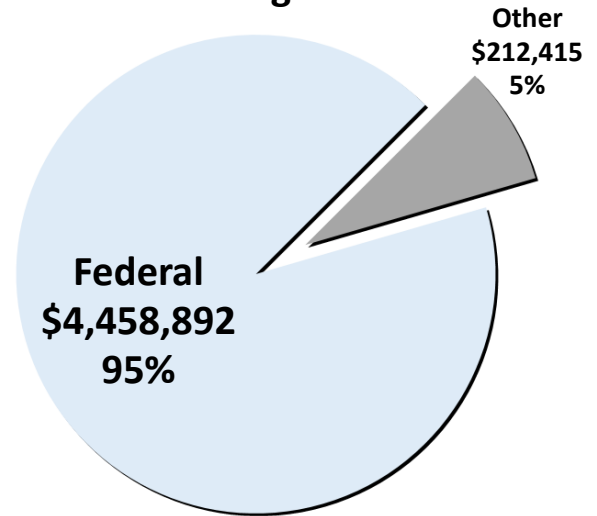
Technical Assistance

190 Activities in
23 Counties

Provided by ORH Staff



Total Program Budget



Program Reach

13

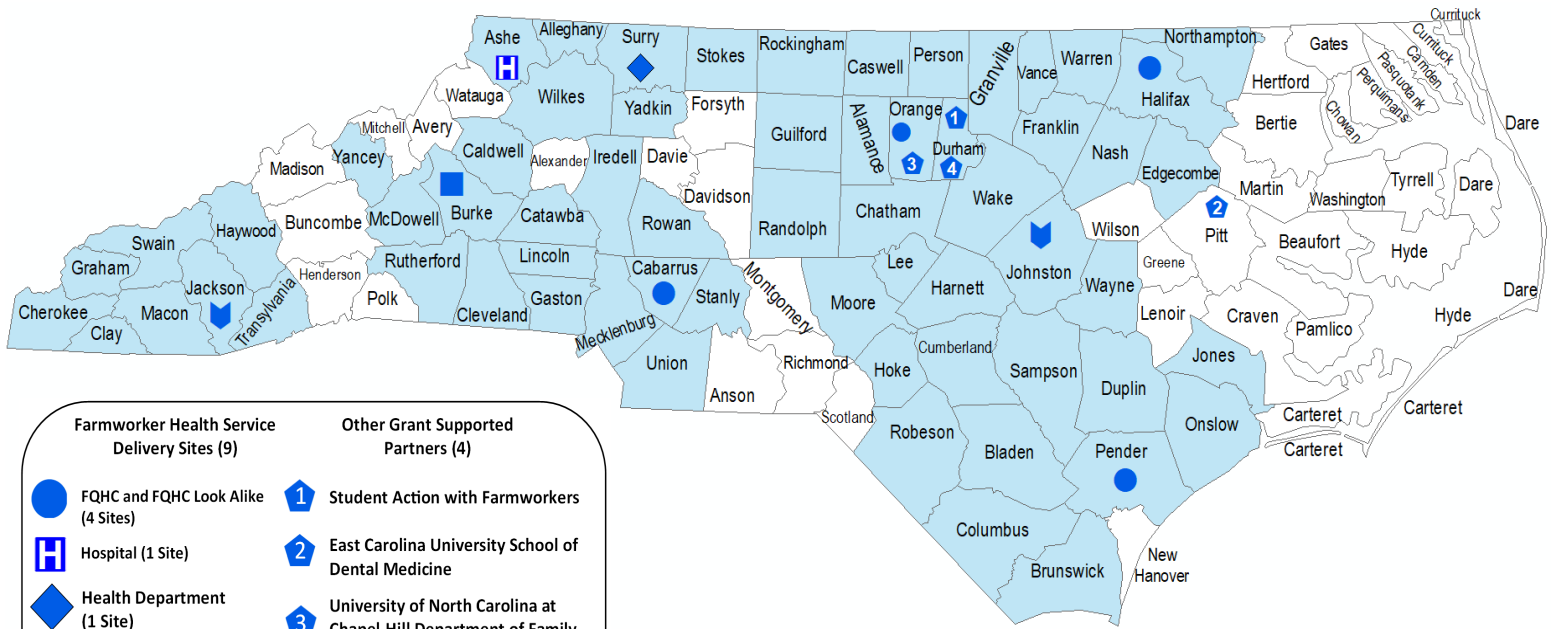
Agencies Funded

63

Total Counties Covered

41

Rural Counties Covered



Farmworker Health Service Delivery Sites (9)

Other Grant Supported Partners (4)

- FQHC and FQHC Look Alike (4 Sites)
- Hospital (1 Site)
- Health Department (1 Site)
- Free and Charitable Clinic (1 Site)
- Non-Profit Organization (2 Sites)

- Student Action with Farmworkers
- East Carolina University School of Dental Medicine
- University of North Carolina at Chapel-Hill Department of Family Medicine
- El Futuro

Farmworker Health Site (County Coverage 63 Counties)

If you have further questions, please contact:
Elizabeth Freeman Lambar
NC Farmworker Health Program Manager
Phone: 919-527-6455
Elizabeth.Freeman@dhhs.nc.gov

