

North Carolina Health Care Provider Placement Services

2020 Profile (Data from State Fiscal Year 2020 and current as of 6/30/2020)

Grant Facts

\$4.1M

Secured state and federal loan repayments for providers

\$1.5M

Grant funding appropriated from General Assembly

97

Placements have been made each year over the last 5 years on average

130

Health care professionals supported through Loan Repayment Incentives administered by the state

33

Health care professionals placed in a rural county

98%

Of placements were in either a geographic, population, or facility Health Professional Shortage Area (HPSA)

7.2

Average number of years providers placed in rural or underserved areas anticipate staying at their current practice site (based on 'Practice Sights' End of Year and End of Contract questionnaire data reporting period 1/1/2010 to 6/30/2020)

Overview:

The Office of Rural Health (ORH) recruits primary care physicians, nurse practitioners, physician assistants, dentists, dental hygienists, psychiatrists, and other behavioral health providers to practices that serve rural and underserved populations across the state. ORH seeks to make compatible matches based on the needs of the community as well as the provider. ORH works with state and federal governments, as well as local communities, to identify shortage areas of primary medical care, dental, or behavioral health providers. These areas are designated as Health Professional Shortage Areas (HPSAs), making them eligible to qualify for federal funding and services.

Economic Impact and Return on Investment of Expenditures

(1) Estimated using Financial Incentives (64 providers placed with financial incentives)

Program Expenditures \$2,267,317 + Created Economic Impact \$1,994,004 = Total Impact \$4,261,321

Each MPS grant dollar has a total economic impact of

\$1.88

Generates

28 additional jobs from the economic impact



\$157,856

Generated in state and local taxes which goes back into the local and state economy

\$2,102,037

In employee compensation impacted from the grant



*Source: IMPLAN. Economic return is estimated to be much greater because improved health outcomes can lead to fewer missed work days, reduced health care costs, and reduced premature morbidity and mortality. Some expenses such as out of state purchases, overhead, and rollover payments are not captured for ROI and economic impact.

Economic Impact and Return on Investment of Providers

(2) Estimated using Provider Specialty Type

Total Number of Placements 92 x Specialty Type Multiplier = Economic Impact Based on Specialty Type Multipliers \$49M

In SFY 2020, ORH placed the following provider specialties in underserved areas in North Carolina: physicians (i.e. primary care physicians, pediatricians, psychiatrists and dentists) physician assistants, nurse practitioners, dental hygienists, social workers, psychologists and licensed professional counselors.

Using IMPLAN models, each provider specialty is found to be associated with a different economic impact to communities, ranging from \$139,6555 for a Licensed Professional Counselor to \$730,052 for a Dentist. ORH recognizes the need for a diverse team of providers in each community in North Carolina, a value that reaches beyond the estimated economic impact.



Medical

67 placements \$38,192,267



Dental

6 placements \$2,907,612




Behavioral Health

19 placements \$7,910,275

*Source: IMPLAN (IMPact analysis for PLANning) . ORH uses IMPLAN to determine both the direct, indirect, and induced economic impact on a community for each provider specialty type.





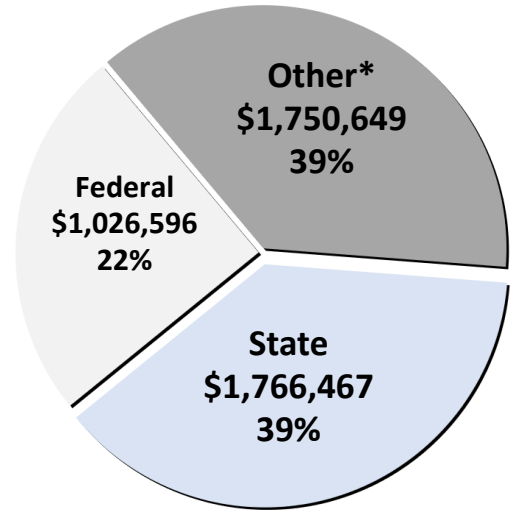
North Carolina Health Care Provider Placement Services

2020 Profile (Data from State Fiscal Year 2020 and current as of 6/30/2020)



Technical Assistance
977 Activities in
75 Counties
Provided by ORH Staff

Total Program Funding

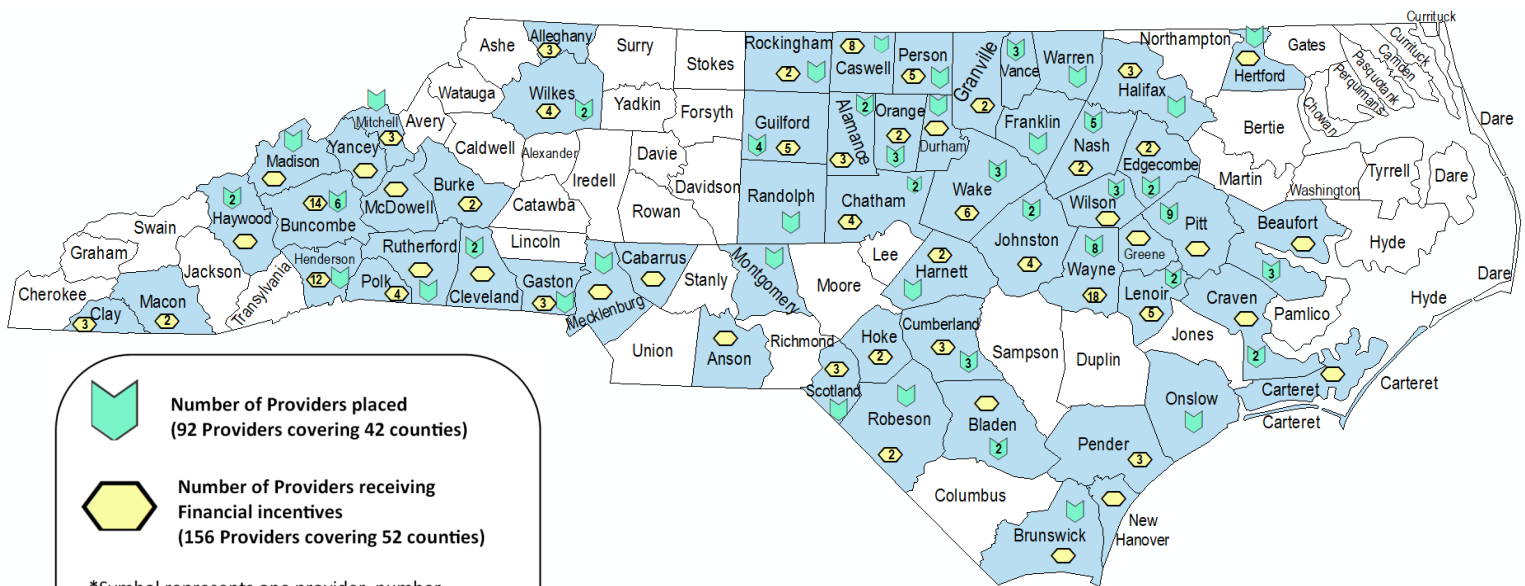


*Other funding also reflects carry forward from SFY 2019



Program Reach in SFY 2020

248 Health professionals were placed and/or received an incentive payment
156 Health professionals received a financial incentive payment
92 Health professionals were placed in North Carolina



Legend for map symbols: Number of Providers placed (92 Providers covering 42 counties), Number of Providers receiving Financial incentives (156 Providers covering 52 counties), Placement Activity (57 Counties), No Placement Activity (43 Counties)

If you have further questions, please contact: Shawanda Fields, Placement Services Manager
Phone: 919-527-6481
Shawanda.Fields@dhhs.nc.gov