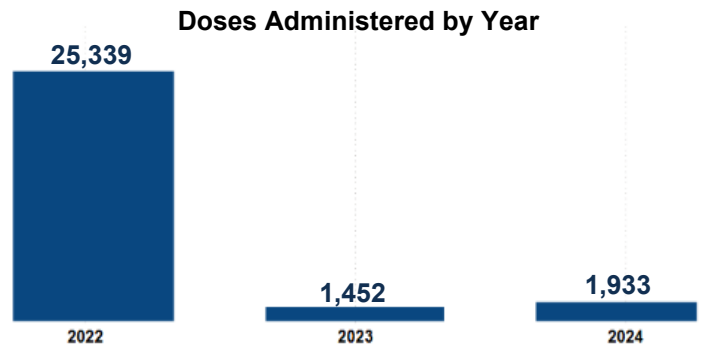


# MPOX 2024 VACCINATION UPDATE

Mpox (formerly known as monkeypox) is a viral disease that can be spread person-to-person through contact with body fluids or lesions, items that have been in contact with fluids or lesions, and respiratory droplets.

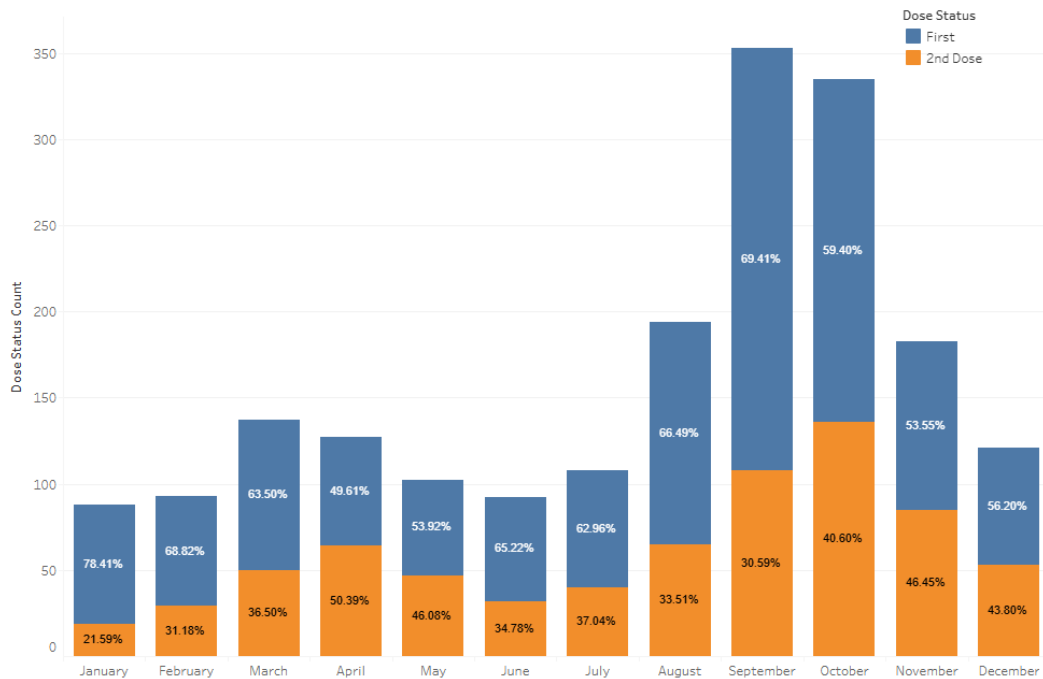
Vaccination is the best way to reduce the risk of mpox infection. People who have known or presumed exposure to mpox virus should receive the mpox vaccine as post-exposure prophylaxis. Mpox vaccination should also be offered before exposure to people with high potential for exposure or who anticipate potential exposure. Two doses of the JYNNEOS vaccine are recommended for those who meet the vaccine eligibility criteria. The second dose should occur at least 28 days after the initial vaccine to ensure suitable immunity to mpox.

**A global outbreak of clade IIb mpox virus began in 2022. Transmission continued in 2023 and 2024 but at a much lower level. As of April 30<sup>th</sup>, 2024, JYNNEOS could no longer be ordered from the Strategic National Stockpile (SNS). However, enrolled providers are still able to request doses through the North Carolina Immunization Program. Vaccines for Children (VFC) providers are able order VFC doses of JYNNEOS through the NCIR and SNS doses can be requested via transfer by utilizing [this form](#).**

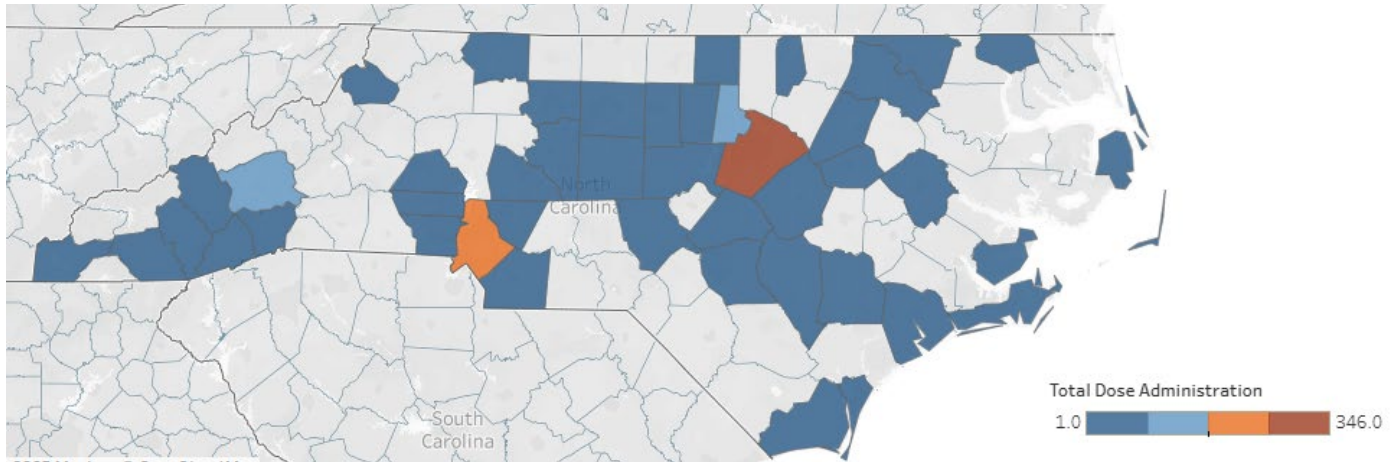


In 2024, **1,933** doses were administered to **1,347** individuals. Of the individuals vaccinated, **619 (46.0%)** received a **first dose** and **728 (54.0%)** received a **second dose**. There was a spike in doses administered in August following a decline in November and December.

## Total First and Second Doses by Month in 2024



## 2024 Doses Administered by County



## Demographics

Sex	Number of Clients	
Female	234	16.14%
Male	1,106	83.45%
Missing & Unknown Sex	7	0.41%
Age Breakdown	Number of Clients	
0-17	23	1.71%
18-29	368	27.32%
30-49	624	46.33%
50+	337	25.02%
Race	Number of Clients	
Asian	49	3.64%
White	671	49.81%
American Indian/Alaska Native	13	0.97%
Black/African-American	344	25.54%
Missing/Unknown	262	19.45%
Native Hawaiian/Other Pacific Islander	8	0.59%
Ethnicity	Number of Clients	
Hispanic or Latino	194	14.40%
Not Hispanic or Latino	1,083	80.40%
Missing & Unknown Ethnicity	70	5.20%

Data Source: North Carolina Immunization Registry (NCIR)