



| North Carolina Mpox Vaccine Administration Summary | |
|--|--------------------------|
| Total Vaccinating Providers: | 140 |
| Total Doses Administered: | 27,207 |
| Total Persons Immunized: | 15,711 |
| | One Dose: 4,404 |
| | Two Doses: 11,307 |

Total Number of Clients Vaccinated:
15,711

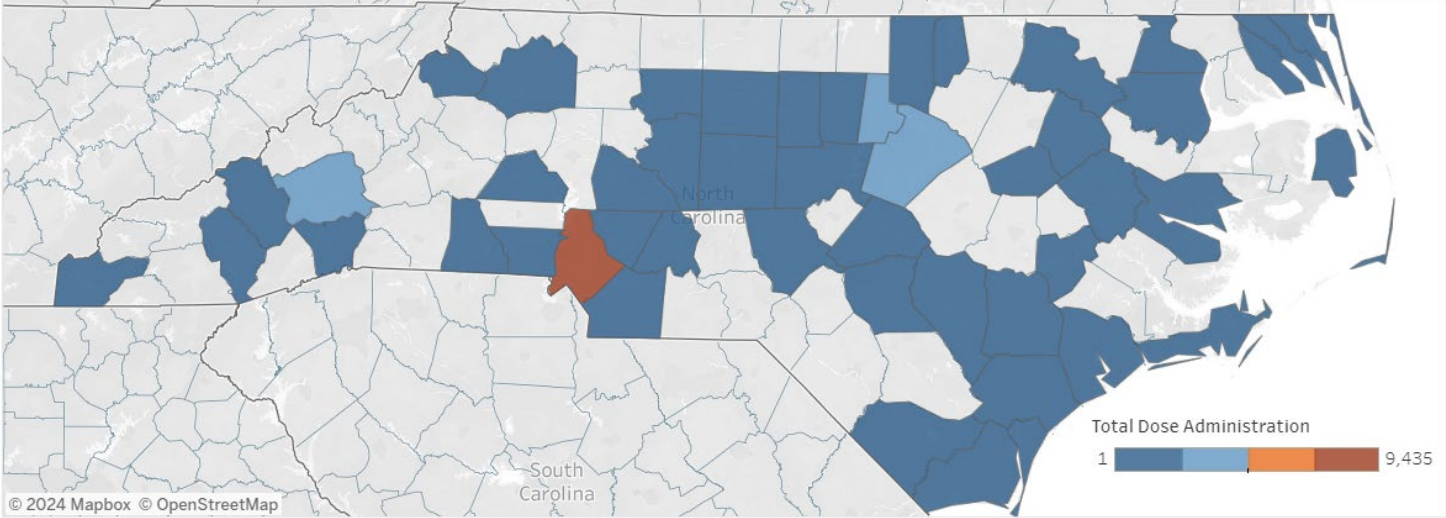
| Sex | Number of Clients | |
|-----------------------|-------------------|--------|
| Female | 1,278 | 7.34% |
| Male | 13,847 | 89.40% |
| Missing & Unknown Sex | 586 | 3.27% |

| Age Breakdown1 | Number of Clients | |
|----------------|-------------------|--------|
| 0-17 | 71 | 0.45% |
| 18-29 | 4,023 | 25.61% |
| 30-49 | 7,520 | 47.86% |
| 50+ | 4,173 | 26.56% |

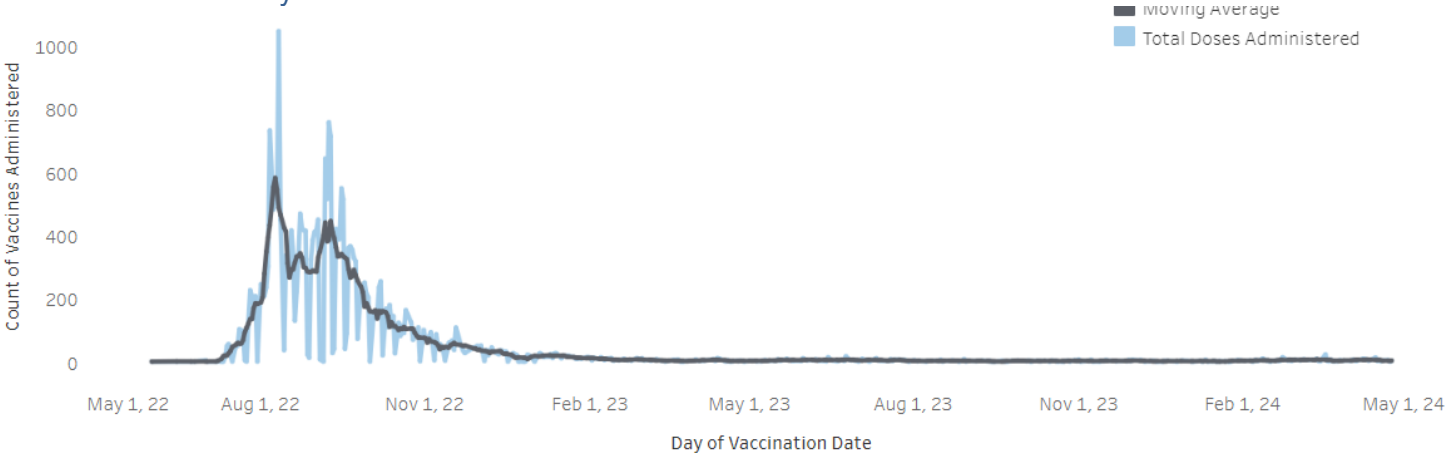
| Race | Number of Clients | |
|--|-------------------|--------|
| Asian | 487 | 3.10% |
| White | 9,405 | 59.86% |
| American Indian/Alaska Native | 119 | 0.76% |
| Black/African-American | 4,306 | 27.41% |
| Missing/Unknown | 1,354 | 8.62% |
| Native Hawaiian/Other Pacific Islander | 40 | 0.25% |

| Ethnicity | Number of Clients | |
|-----------------------------|-------------------|--------|
| Hispanic or Latino | 1,610 | 10.25% |
| Not Hispanic or Latino | 13,626 | 86.73% |
| Missing & Unknown Ethnicity | 475 | 3.02% |

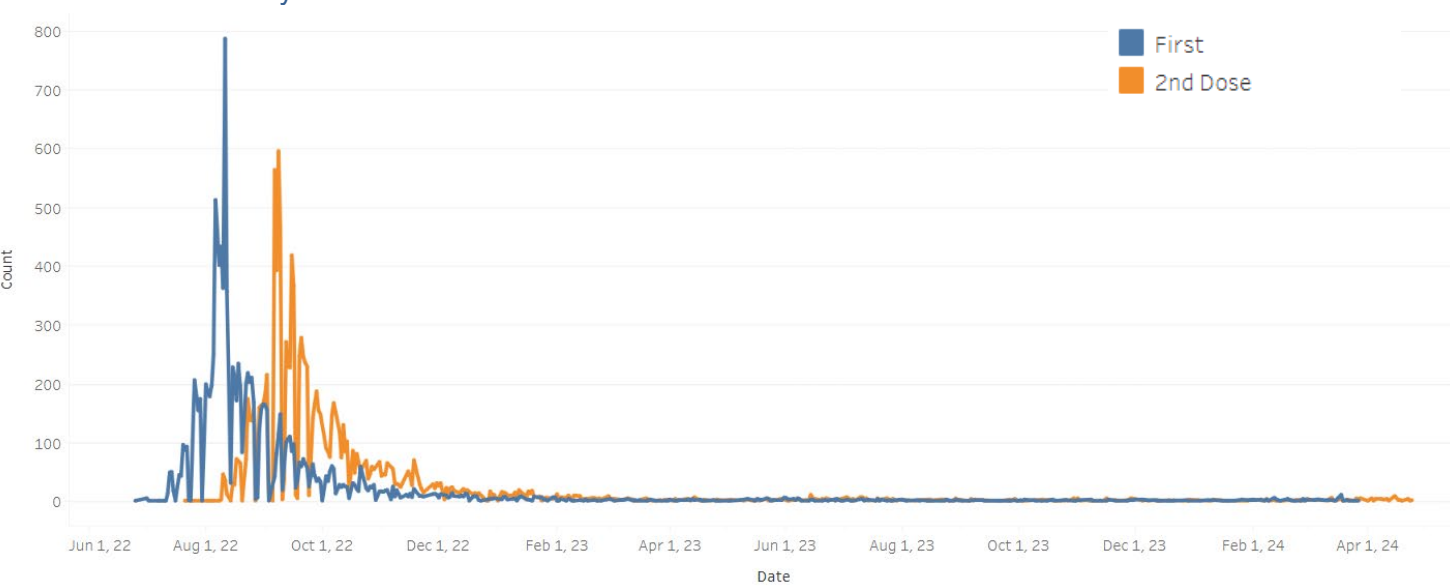
Doses Administered by County



Doses Administered by Date



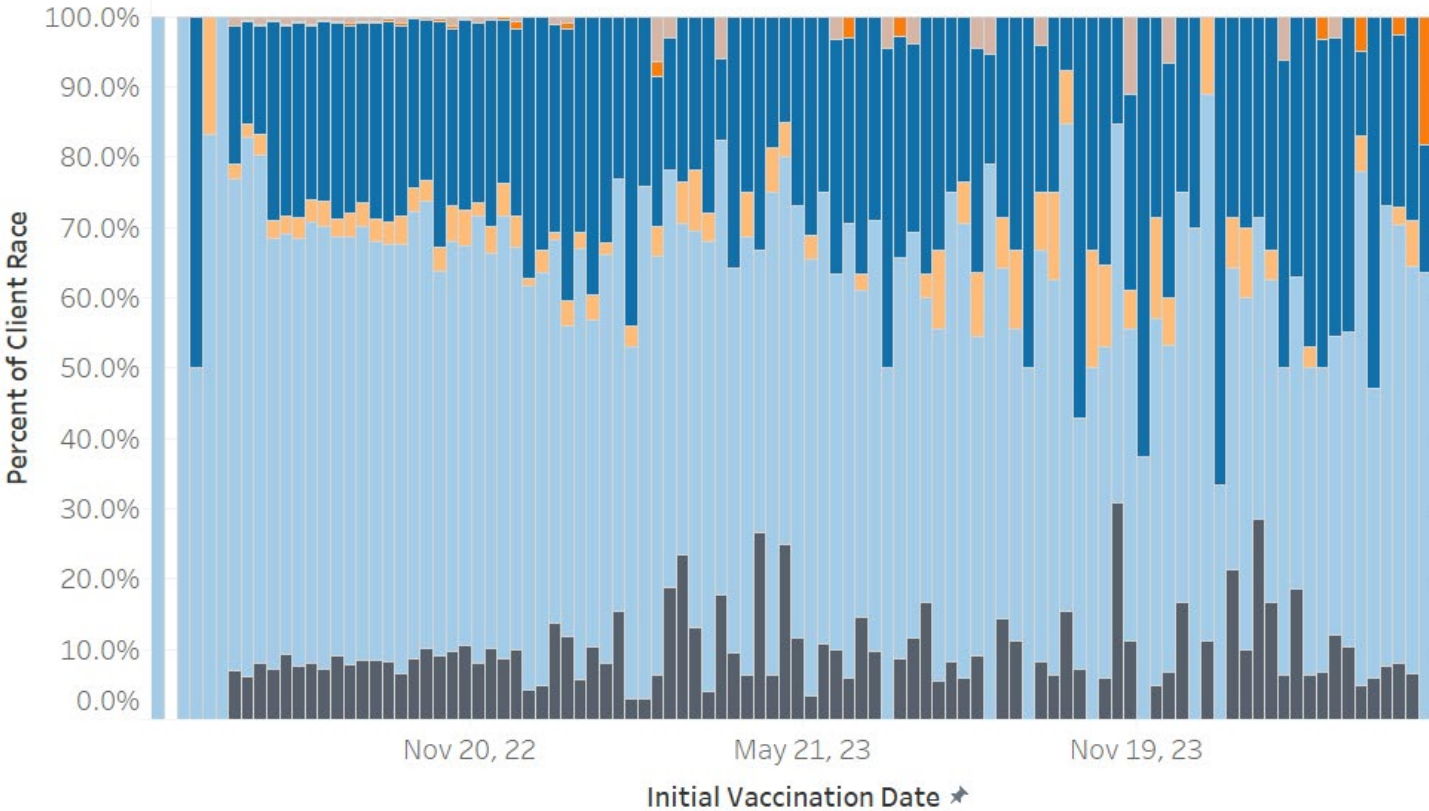
Doses Administered by Dose Number



Race Demographic Data Over Time

Use this dashboard to observe the trends in client race over time

- Race Categories**
- American Indian/Alaska Native
 - Native Hawaiian/Other Pacific Islander
 - Black/African-American
 - Asian
 - White
 - Missing/Unknown



NC DEPARTMENT OF HEALTH AND HUMAN SERVICES

Doses Administered by County

| | |
|-------------|-------|
| Alamance | 41 |
| Beaufort | 28 |
| Bertie | 5 |
| Brunswick | 16 |
| Buncombe | 2,611 |
| Cabarrus | 89 |
| Camden | 8 |
| Carteret | 33 |
| Catawba | 198 |
| Chatham | 17 |
| Cherokee | 3 |
| Cleveland | 12 |
| Columbus | 10 |
| Cumberland | 401 |
| Currituck | 5 |
| Dare | 40 |
| Davidson | 38 |
| Duplin | 8 |
| Durham | 3,662 |
| Edgecombe | 33 |
| Forsyth | 1,520 |
| Gaston | 190 |
| Granville | 11 |
| Guilford | 1,136 |
| Halifax | 6 |
| Harnett | 14 |
| Haywood | 41 |
| Henderson | 183 |
| Hertford | 32 |
| Jackson | 2 |
| Lenoir | 1 |
| Mecklenburg | 9,369 |
| Moore | 55 |
| New Hanover | 799 |
| Onslow | 92 |
| Orange | 797 |
| Pasquotank | 31 |
| Pender | 12 |
| Pitt | 488 |
| Randolph | 28 |
| Rowan | 109 |
| Sampson | 6 |
| Stanly | 13 |
| Union | 61 |
| Vance | 23 |
| Wake | 4,644 |
| Watauga | 62 |
| Wilkes | 15 |
| Wilson | 120 |

**Based on data available in the North Carolina Immunization Registry as of 4/25/2024.*