

STATE OF NORTH CAROLINA
DEPARTMENT OF HEALTH AND HUMAN SERVICES

ROY COOPER
GOVERNOR

MANDY COHEN, MD, MPH
SECRETARY

November 16, 2020

SENT VIA ELECTRONIC MAIL

The Honorable Josh Dobson, Chair
Joint Legislative Oversight Committee on
Health and Human Services
North Carolina General Assembly
Room 307B, Legislative Office Building
Raleigh, NC 27603

The Honorable Joyce Krawiec, Chair
Joint Legislative Oversight Committee on
Health and Human Services
North Carolina General Assembly
Room 308, Legislative Office Building
Raleigh, NC 27603

The Honorable Donny Lambeth, Chair
Joint Legislative Oversight Committee on
Health and Human Services
North Carolina General Assembly
Room 303, Legislative Office Building
Raleigh, NC 27603

Dear Chairmen:


North Carolina Session Law 2017-57, Section 11F.2.(c), requires the Department of Health and Human Services ("Department") to modify the monthly reporting package submitted by the Local Management Entities-Managed Care Organizations (LME-MCOs) to the Department to include revenues and expenditures for the State funding sources for single stream, intellectual and developmental disability, and substance abuse services on Schedule D2. Additionally, the Department is required to modify appropriate schedules in the LME-MCO monthly reporting package to include unduplicated recipients and encounters in the same level of detail included in each D schedule for each source of funding for the reporting for the current and previous year's month and year to date periods.

This month's report includes information on the LME/MCO's Single Stream Fund expenditures for July, August, and September 2020. The allocations and service expenditures below incorporate the \$88M in CARES Act funding allocated to DMHDDSAS for service provision in response to the COVID-19 pandemic. See Session Law 2020-97, Section 3.3 (114F) and Session Law 2020-88, Section 3(b). Notably, the expenditure information in this report is based on the date of *payment* to the LME/MCOs for services, rather than the date a particular service was provided. There was a dip in some expenditures during the fourth quarter of SFY20 as the system adjusted to the pandemic, which is likely reflected in some of the payment information from this first quarter of SFY21. However, we are actively working with the LMEMCOs to ensure North Carolinians continue to access needed behavioral health and I/DD services and that we are maximizing the impact of public service dollars.

Should you have any questions, please contact Kody Kinsley, Deputy Secretary for Behavioral Health and IDD, at 984-236-5000.


Sincerely,

Mandy Cohen, MD, MPH
Secretary

DocuSigned by:

D7816E4CBA0F4A8...

Kody H. Kinsley
Deputy Secretary for Behavioral Health & IDD
North Carolina Department of Health and Human Services

cc: Kody Kinsley Victor Armstrong Dave Richard Ben Money
 Tara Myers Rob Kindsvatter Marjorie Donaldson Jane Chiulli
 Matt Gross Hattie Gawande Joyce Jones Lisa Wilks
 Katherine Restrepo Jared Simmons Luke MacDonald Mark Collins
 Erin Matteson Theresa Matula Jessica Meed Susan G. Perry
 reports@ncleg.net



STATE OF NORTH CAROLINA
DEPARTMENT OF HEALTH AND HUMAN SERVICES

ROY COOPER
GOVERNOR

MANDY COHEN, MD, MPH
SECRETARY

November 16, 2020

SENT VIA ELECTRONIC MAIL

Mr. Mark Trogdon, Director
Fiscal Research Division
Suite 619, Legislative Office Building
Raleigh, NC 27603-5925

Dear Director Trogdon:


North Carolina Session Law 2017-57, Section 11F.2.(c), requires the Department of Health and Human Services (“Department”) to modify the monthly reporting package submitted by the Local Management Entities-Managed Care Organizations (LME-MCOs) to the Department to include revenues and expenditures for the State funding sources for single stream, intellectual and developmental disability, and substance abuse services on Schedule D2. Additionally, the Department is required to modify appropriate schedules in the LME-MCO monthly reporting package to include unduplicated recipients and encounters in the same level of detail included in each D schedule for each source of funding for the reporting for the current and previous year’s month and year to date periods.

This month’s report includes information on the LME/MCO’s Single Stream Fund expenditures for July, August, and September 2020. The allocations and service expenditures below incorporate the \$88M in CARES Act funding allocated to DMHDDSAS for service provision in response to the COVID-19 pandemic. *See* Session Law 2020-97, Section 3.3 (114F) and Session Law 2020-88, Section 3(b). Notably, the expenditure information in this report is based on the date of *payment* to the LME/MCOs for services, rather than the date a particular service was provided. There was a dip in some expenditures during the fourth quarter of SFY20 as the system adjusted to the pandemic, which is likely reflected in some of the payment information from this first quarter of SFY21. However, we are actively working with the LMEMCOs to ensure North Carolinians continue to access needed behavioral health and I/DD services and that we are maximizing the impact of public service dollars.

Should you have any questions, please contact Kody Kinsley, Deputy Secretary for Behavioral Health and IDD, at 984-236-5000.

Sincerely,

Mandy Cohen, MD, MPH
Secretary

DocuSigned by:

D7816E4CBA6F4A8...

Kody H. Kinsley
Deputy Secretary for Behavioral Health & IDD
North Carolina Department of Health and Human Services

cc:	Kody Kinsley	Victor Armstrong	Dave Richard	Ben Money
	Tara Myers	Rob Kindsvatter	Marjorie Donaldson	Jane Chiulli
	Matt Gross	Hattie Gawande	Joyce Jones	Lisa Wilks
	Katherine Restrepo	Jared Simmons	Luke MacDonald	Mark Collins
	Erin Matteson	Theresa Matula	Jessica Meed	Susan G. Perry
	reports@ncleg.net			

FY20 Expenditures of Single Stream Funds by LME/MCO
Report Month: September 2020, Reported Expenditures Through: July 2020

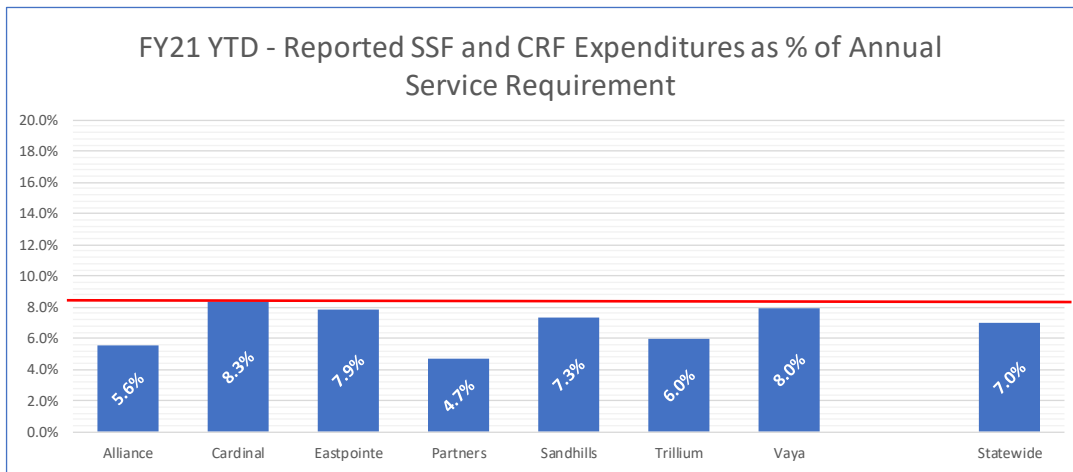
FY21 - Reported Expenditures of Single Stream Funds plus Covid Relief Funds by LME/MCO

Reported Expenditures through month: July

Svc Lvl Percentage Target: **8.3%** or more

LME/MCO	Reported SS + CRF Earnings *	SS + CRF Allocation	sfy2015 Service Level Req.	Reported Earned as % of Alloc*	Reported Earned as % of old Svc Level Req
Alliance	\$ 2,147,540	\$ 48,060,755	\$ 38,535,086	4%	5.6%
Cardinal	\$ 5,842,801	\$ 85,868,456	\$ 70,113,612	7%	8.3%
Eastpointe	\$ 1,696,920	\$ 31,850,510	\$ 21,572,071	5%	7.9%
Partners	\$ 1,447,307	\$ 40,982,794	\$ 30,990,208	4%	4.7%
Sandhills	\$ 1,875,171	\$ 40,401,378	\$ 25,521,488	5%	7.3%
Trillium	\$ 2,328,283	\$ 62,736,783	\$ 39,000,613	4%	6.0%
Vaya	\$ 3,130,385	\$ 54,496,724	\$ 39,285,683	6%	8.0%
Statewide	\$ 18,468,408	\$ 364,397,400	\$ 265,018,761	5%	7.0%

* Single Stream earnings may exceed allocation, but payments are capped *Pink Highlights Below Target*



Notes: The NonUCR portion of Single Stream Earnings is based on unaudited self-report from LME/MCOs.

11/3/2020

LME expenditure of State funds will always lag at beginning of year when Federal funds are pulled down; as Federal accounts are depleted, rate of State earnings increase.

FY20 Expenditures of Single Stream Funds by LME/MCO
Report Month: October 2020, Reported Expenditures Through: August 2020

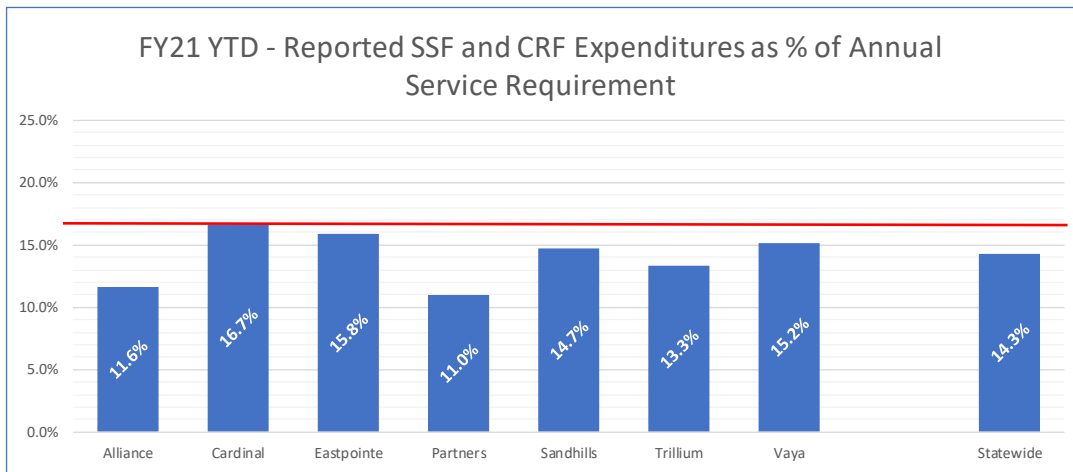
FY21 - Reported Expenditures of Single Stream Funds plus Covid Relief Funds by LME/MCO

Reported Expenditures through month: **August**

Svc Lvl Percentage Target: 16.7% or more

LME/MCO	Reported SS + CRF Earnings *	SS + CRF Allocation	sfy2015 Service Level Req.	Reported Earned as % of Alloc*	Reported Earned as % of old Svc Level Req
Alliance	\$ 4,474,055	\$ 48,060,755	\$ 38,535,086	9%	11.6%
Cardinal	\$ 11,685,601	\$ 85,868,456	\$ 70,113,612	14%	16.7%
Eastpointe	\$ 3,418,194	\$ 31,850,510	\$ 21,572,071	11%	15.8%
Partners	\$ 3,400,317	\$ 40,982,794	\$ 30,990,208	8%	11.0%
Sandhills	\$ 3,744,497	\$ 40,401,378	\$ 25,521,488	9%	14.7%
Trillium	\$ 5,179,467	\$ 62,736,783	\$ 39,000,613	8%	13.3%
Vaya	\$ 5,962,058	\$ 54,496,724	\$ 39,285,683	11%	15.2%
Statewide	\$ 37,864,190	\$ 364,397,400	\$ 265,018,761	10%	14.3%

* Single Stream earnings may exceed allocation, but payments are capped *Pink Highlights Below Target*



Notes: The NonUCR portion of Single Stream Earnings is based on unaudited self-report from LME/MCOs.

11/5/2020

LME expenditure of State funds will always lag at beginning of year when Federal funds are pulled down; as Federal accounts are depleted, rate of State earnings increase.

FY20 Expenditures of Single Stream Funds by LME/MCO
Report Month: November 2020, Reported Expenditures Through: September 2020

FY21 - Reported Expenditures of Single Stream Funds plus Covid Relief Funds by LME/MCO

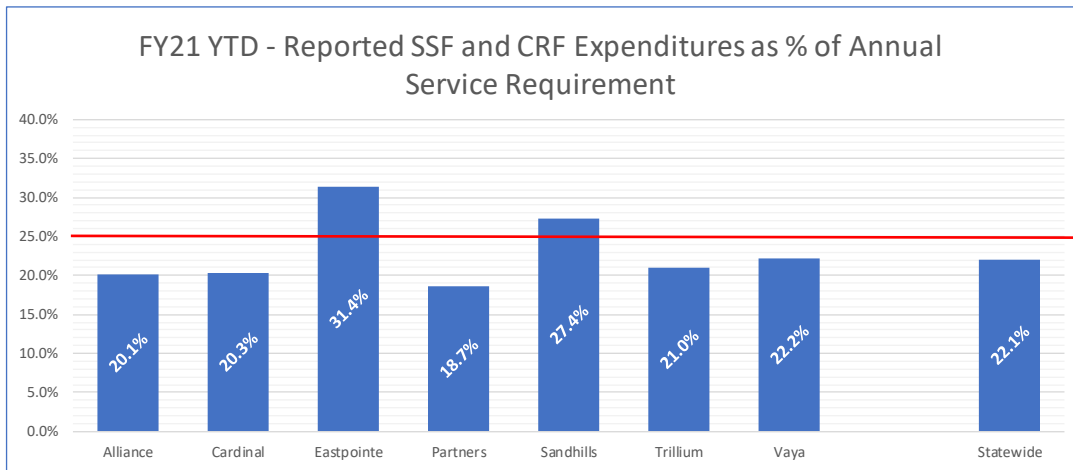
Reported Expenditures through month: **September**

Svc Lvl Percentage Target: 25.0% or more

LME/MCO	Reported SS + CRF Earnings *	SS + CRF Allocation	sfy2015 Service Level Req.	Reported Earned as % of Alloc*	Reported Earned as % of old Svc Level Req
Alliance	\$ 7,763,564	\$ 48,060,755	\$ 38,535,086	16%	20.1%
Cardinal	\$ 14,244,052	\$ 85,868,456	\$ 70,113,612	17%	20.3%
Eastpointe	\$ 6,778,271	\$ 31,850,510	\$ 21,572,071	21%	31.4%
Partners	\$ 5,784,879	\$ 40,982,794	\$ 30,990,208	14%	18.7%
Sandhills	\$ 6,981,852	\$ 40,401,378	\$ 25,521,488	17%	27.4%
Trillium	\$ 8,187,558	\$ 62,736,783	\$ 39,000,613	13%	21.0%
Vaya	\$ 8,721,522	\$ 54,496,724	\$ 39,285,683	16%	22.2%

Statewide	\$ 58,461,697	\$ 364,397,400	\$ 265,018,761	16%	22.1%
------------------	----------------------	-----------------------	-----------------------	------------	--------------

* Single Stream earnings may exceed allocation, but payments are capped *Pink Highlights Below Target*



Notes: The NonUCR portion of Single Stream Earnings is based on unaudited self-report from LME/MCOs.

11/3/2020

LME expenditure of State funds will always lag at beginning of year when Federal funds are pulled down; as Federal accounts are depleted, rate of State earnings increase.